




Grindings

Idaho Gem Club, Inc.

P.O. Box 8443  Boise, Idaho 83707-2443

VOL 82 NO 4

APRIL 2021

DIRECTORY

ITEM	PAGE
President's Message	1
Calendars	2
Field Trip Report and Field Trip List	3
Workshops, New Drill Press	4
New Members, Sunshine Lady	5
Juniors Program	6-7
Plume Agate	8-9
General Meeting Minutes	10
Board Meeting Minutes	11

PRESIDENT'S MESSAGE

Happy Spring, Rockhound famiiy!!

Doesn't it feel great to be outdoors in the sunshine? Well, hopefully you can join us for a club field trip to the IGC Graveyard Point Plume Agate Claim on Sunday, April 25th! Did you know that plume agate is said to strengthen one from within, improve memory and boost spiritual connections? Graveyard Point is an Idaho Gem Club Claim that has a lot of gorgeous surface pieces to collect. Plume Agate makes gorgeous cabochons and the plumes make a fascinating polished specimen. For those who attended last month's field trips, please come out for this one! You will go home happy with a lot of great unique rocks. It will more than make up for the March trip.

We are happy to announce the kick off of our AFMS Juniors Badge Program. The Youth Program meeting was successful and the committee decided to offer a chance for young rockhounds to earn the first 3 badges in the set of 20. The badges are Collecting, Maps and Field Trips. Cheryl Link, 2nd VP, Coordinator for the Youth Program and our Mining Claim Chairman, will highlight the areas required to earn these badges. Adults are welcome to participate as mentors to the Juniors. It is a great way to learn more about rocks and field collecting! Plus, helping a young adult earn special achievements is very rewarding. You may bring your grandchildren and let them participate, also! We will be meeting at 8 am at the Hwy. 95/55 Xtra Mile Fuel Stop just outside of Marsing.

Thank you, Jason "Fuzzy" Smith for the pictures of the beautiful cabs you have created of Graveyard Point material and contributed to this issue of the *Grindings*! We encourage all members to contribute articles to our newsletter. We know everyone is taking a lot of pictures these days! Please share the photos of all club events with our editor, Dana Robinson! We used to get so many photos back in the 80's and 90's that we filled photo albums. This hasn't been happening in a long time and is important in our club history. Send them via email to her and we will include some in the *Grindings* and our yearbook. Historian, Cheryl Peterson may also collect photos from members. Cheryl Peterson's email is cpete4421@gmail.com.

I am including a rough draft of field trips and plan to stretch our boundaries a bit by traveling to Challis, Burns, OR, Topaz Mtn., UT and Big Piney, WY. We wish to join other gem clubs near these locations. These are long distance trips and will be overnight campouts. We once again are seeking people to lead field trips this year! If you know the sites listed well, please come and help others or volunteer to lead trips! We really need someone or several members to fill the Field Trip Leader roles! Please volunteer! Donations will be accepted for our trip leaders to offset fuel costs. I'll have handouts for the Emerald Creek Garnet dig in St. Maries, ID, and Spencer Opal Mines in eastern Idaho available at the meeting. These trips will not be done as a group as they are too hard to coordinate this year. Feel free to post interest in going out collecting anytime on our Facebook page and meet up with others mid week! So many possible places to go! Always follow the Rockhound Code of Ethics and respect all property; private property, private claims, and BLM land. Fill any holes you find or create, take away trash, leave gates as found, and travel on designated roads to keep them in good condition. If it starts raining, it is best to leave the area before roads get muddy and slick. Leave the area better than you found it. Keep your member ID card on you when hounding. You may need to show it on club claims. Collect only what you will use personally, don't deplete areas and take everything you see! Commercial sales of materials collected require permits from BLM. Save some for the next generation! Rockhounding is a fantastic way to enjoy the outdoors, make new friends and spend family time. Let's start a great year!

Respectfully submitted,

Deana Ashton, President

The deadline for issues is the Friday after each Board Meeting for the current month's edition. To submit articles, please send them through email to Dana Robinson, Editor drobinso@boisestate.edu

ACTIVITY CALENDAR

JANUARY

SUN	MON	TUE	WED	THU	FRI	SAT
					1	2
3	4 ROLE Workshop 6-8:45 pm	5 Board Meeting 7 pm	6	7	8	9
10	11	12	13	14	15	16
17	18	19 General Meeting 7 pm	20	21 Workshop 6-8:45 pm	22	23 Facebook Live Feed 2 pm & 5 pm
24 31	25	26	27	28	29	30 Workshop 10 am-2 pm

APRIL

SUN	MON	TUE	WED	THU	FRI	SAT
				1	2	3
4	5 ROLE Workshop 6-8:45 pm	6 Board Meeting 7 pm	7	8	9	10
11	12	13	14	15	16	17
18	19	20 General Meeting 7 pm	21	22 Workshop 6-8:45 pm	23	24 OGMS Field Trip, Big Egg Claim, Geodes
25 Field Trip Graveyard Pt., Plume Agate	26	27	28	29	30	

FEBRUARY

SUN	MON	TUE	WED	THU	FRI	SAT
	1 ROLE Workshop 6-8:45 pm	2 Board Meeting 7 pm	3	4	5	6
7	8	9	10	11	12	13
14	15	16 General Meeting 7 pm	17	18 Workshop 6-8:45 pm	19	20
21	22	23	24	25	26	27 Workshop 10 am-2 pm
28						

MAY

SUN	MON	TUE	WED	THU	FRI	SAT
						1 Workshop 10 am-2 pm
2	3 ROLE Workshop 6-8:45 pm	4 Board Meeting 7 pm	5	6	7	8
9	10	11	12	13	14	15
16	17	18 General Meeting 7 pm	19	20 Workshop 6-8:45 pm	21	22 OGMS Field Trip, Rockville, Leaf Fossils
23 30	24 31	25	26	27	28 Memorial Day Burns Area Overnighter June 28-31	29 Workshop 10 am-2 pm

MARCH

SUN	MON	TUE	WED	THU	FRI	SAT
	1 ROLE Workshop 6-8:45 pm	2 Board Meeting 7 pm	3	4	5	6
7	8	9	10	11	12	13 Rock Estate Sale, 9 am Ada Storage
14	15	16 General Meeting 7 pm	17	18 Workshop 6-8:45 pm	19	20 OGMS Field Trip Bruneau Wood Pile
21 Field Trip Queenstone & Whangdoodle	22	23	24	25	26	27 Juniors Mtg. 4 pm Workshop 10 am-2 pm
28	29	30	31			

JUNE

SUN	MON	TUE	WED	THU	FRI	SAT
		1 Board Meeting 7 pm	2	3	4	5 Field Trip Beacon Hill Geodes
6 Field Trip Beacon Hill Geodes	7 ROLE Workshop 6-8:45 pm	8	9	10	11	12
13	14	15 Jones-Lindsay Memorial Picnic, 6pm Ann Morrison	16	17 Workshop 6-8:45 pm	18 NFMS Annual Mtg. Big Piney, WY June 18 to 20	19 OGMS Field Trip, Pink Plume Claim, Plume Agate
20	21	22	23	24	25	26 Workshop 10 am-2 pm
27	28	29	30			

MARCH FIELD TRIP REPORT

March Field Trip to Whangdoodle and Queenstone

Club members started to gather at the Xtra Mile Truck Stop at the cross roads of Highways 55 & 95 at 8:00 am Saturday morning, March 21st. By the time the group was ready to head out to the club claims for a lovely day of digging and exploring for opal and different colored jaspers there where 16 vehicles and 27 people ready to roll.

The group was lead to the Queenstone claim area first to show them the dirt road to turn onto from Sommer Camp Road and then back out to Highway 95 and down to the turn off for the Whangdoodle claim. This allowed the rockhounds the choice to determine which site they wanted to start exploring first. Several nice opals were found at Whangdoodle, and some nice pieces were found at Queenstone, as well.

2021 FIELD TRIP SCHEDULE

Saturday April 24 OGMS Bigg Egg Claim
 Sunday April 25 IGC Graveyard Point Plume Agate Claim
 Saturday May 22 OGMS Rockville Fossils/Mapleridge PW

Memorial Day Overnight Trip to Burns, Oregon

Friday May 28 travel to Burns
 Saturday May 29 Hampton Butte Petrified Wood(PW)
 Sunday May 30 Obsidian Collection Areas
 Monday May 31 Obsidian area exploration (more to come)
 *we are working out details for this trip and will announce them when they are confirmed. Details may change slightly.

Saturday June 4 IGC/OGMS Beacon Hill Claim
 Sunday June 5 IGC/OGMS Beacon Hill Claim
 **this claim is ONLY accessible during official scheduled dates with IGC.
 Must visit with complete official group

Saturday June 19 OGMS Pink Plume Claim
 Sunday June 20 IGC Rome, OR Snakeskin Agate

Fourth Of July, Mackay/Challis Area Overnight Campout

Thursday July 1 Travel to area - details to come. Visits planned for Mackay and up to Challis. Multiple sites.
 Friday July 2 to Monday July 5 Collect and explore areas (still in planning stage details to follow)

Saturday July 24 OGMS Coal Mine Basin Petrified Wood/Agate
 Sunday July 25 IGC Succor Creek Thunderegg areas
 Saturday August 21 OGMS Wagontown
 Sunday August 22 IGC South Mountain (details to come)
Saturday Sept 4-6 OGMS/IGC Texas Springs Campout-Jackpot
 Saturday Sept 18 OGMS Blue Egg Claim

August - Topaz Mountain trip and Fossil sites in Utah being planned
 September - Tentative Sunstone Claim trip, overnight for 3 nights

IDAHO GEM CLUB MEMBER FIELD TRIPS

Idaho Gem Club Field trip day is the 3rd Sunday of each month and Owyhee Gem & Mineral Society Field trip day is the 3rd Saturday of each month.

The field trip for April will be to the Graveyard Point claim. The meeting place will be the Xtra Mile station at the intersection of Hwys. 55 and 95, just outside of Marsing. The time to meet is 8:00 am, leaving at 8:30 am.

Field Trip Leaders Contact Information:

IGC -- *** OPEN ***

**Please call Deana Ashton at 208-794-5628
if you'd like to help lead field trips for us!**



Graveyard Point

Photo by Robert Burns

FIELD TRIP SUPPLIES

Rock Hammer	Water
Chisel, Pick, Pry Bar	Sunscreen and a Hat
Shovels	Knee Pads
Buckets or Sacks for Collecting	Gloves
Screening Box	Safety Glasses
Map or GPS	First Aid Kit

Good boots or hiking shoes are recommended
 Rain Coat (dress in layers for cooler mornings)
 Lunch/Dinner/Snack Foods/Camping supplies

If you have questions, please ask any board member and they can help you find the answer.

WORKSHOPS

IGC Lapidary Workshops are your best benefit of membership. We provide and teach you to use quality equipment to create rock projects and jewelry. Come see what you can create!

Third Thursday of each month from 6:00 pm-8:45 pm
Saturday the week after general meeting -10:00 am-2:00 pm

Masks required!

WORKSHOP LOCATION

2620 W. Idaho St., Boise, ID
Next door to Stewart's Gem Shop

\$5 Fee for each visit (kids free)



IDAHO GEM CLUB LAPIDARY SHOP R.O.L.E. PROGRAM

R.O.L.E = Recognition Of Lapidary Excellence

The ROLE Program is a self-paced learning experience teaching you how to select, shape, and polish to perfection cabochons of many shapes/materials. Cabochons are used in jewelry. In each of 5 levels, you are challenged to produce cabs of certain material and specific size and shape. Your cabs are turned in for grading and returned. You earn a special award plate for your name tag and a certificate. With each level passed, your skills improve, confidence grows and you are able to help teach others. We provide the equipment necessary to partake in ROLE. On the first Monday of each month, the workshop is strictly for ROLE program participants. Brent Stewart is Chairman of the Workshop and will teach you how to successfully advance to the final level of achievement. Cost is \$5 per workshop. This is a terrific introduction to lapidary and helps you determine what you'd like to do with your collection of rocks. Contact Brent at Stewarts Gem Shop, next door to the club workshop at 27th and Idaho for more information!

COVINGTON AUTOMATIC GEM DRILL PRESS

The Idaho Gem Club has purchased a Covington Automatic Gem Drill Press machine for the club workshop. This will be made available for the club members to use at the regularly scheduled monthly club workshops for a nominal fee to help cover the cost of the diamond drill bits. The current drill bit sizes the club has purchased is 1.5mm and 2.0mm. The drill press works best on soft stones or glass but can be used on polished cabochons or polished tumbled stones that are not too thick. The drill press will give you another option of turning your stones into a beautiful piece of jewelry while you master the art of wire wrapping your stones or taking one of our silversmithing classes made available through one of our club member lead workshops. A signup sheet for the use of the drill will be available just like we currently have in place for using the Diamond Pacific Genie Capping Machines. We use the signup sheets to help control the number of people in the workshop space due to the current COVID-19 social distancing limits the club has activated. At the current time we do ask all attendee's to please wear a mask while using the workshop equipment. Thank you again for your cooperation.



WELCOME NEW MEMBERS

Erin Quin
Rich Guggenheim

Randy Robin

New Members:

Our website at idahogemclub.com has all of the information regarding our club operations. We also have a facebook page for interacting and socializing. Please contact any Officer or Board Member with questions or suggestions! Welcome to your Gem Club!

CLUB SECRETARY NEEDED!

Please consider filling the important job of club secretary! Requires taking minutes at two monthly meetings and reporting to editor, other tasks occasionally. No experience needed! Please apply!

THE GRINDINGS

is the monthly newsletter of the Idaho Gem Club, Inc., associated with the Northwest Federation of Mineralogical Societies. Permission to copy is freely granted when proper credit is given to both the publication and the author.

Articles without bylines are written by the Editor or President.

CHECK OUT THE CLUB WEBSITE!
www.idahogemclub.com

SUNSHINE LADY REPORT

By Deana Ashton

Sending well wishes for speedy recoveries to Twyla Gallaher and Teresa Nebeker. We all hope you are both doing better.



On April 1 we lost another lifetime member. Betty J. Trebilcock passed away. No obituary was submitted. While she hasn't been as active these last few years, we will miss her.

If you know of members who are needing a little cheer during illnesses, end of life, are in isolation, or who need cheer, please contact the IGC Sunshine Lady at 208-794-5628. She will send cards, flowers or reach out to them. Extending friendship to our members is an important part of our community. Thank you.



Hogg Creek

JUNIORS PROGRAM

The club is kicking off the first learning event focused towards the AFMS “Future Rock Hound of America” Badge Program. We are going to focus this towards the juniors in the club, but any adult who wants to participate is welcome to complete these activities to enlarge their personal knowledge. Those who want to participate can go to the website located at www.amfed.org – click on juniors program on the side tool bar – click on FRA badge program – scroll down and click on AFMS FRA Badge Manual, Fifth Edition 2020.

Each badge has a variety of activities ranging from 5 to 10 different topics. You are only required to complete 3 of the activities per badge. The juniors and their parents can pick any of the activities they want to complete with the exception of a few that are mandatory as noted. The club volunteer group has picked 3 of the activities they think they can help the juniors complete. For the month of April, we are going to focus on - Collecting – Field Trips – Maps. Please see the next page for details.

The juniors will be asked to print a copy of the map of Malheur County, Oregon. For the April field trip we will be going to visit our club’s plume agate claim. Upon arrival at the meeting place - before we head out to the club claim - the juniors will be given a State of Oregon map where they can mark the trips path on their map. We will have all the attendee’s sign in to the logbook for our club field trips. The juniors will be given a copy of the AFMS code of ethics that the parents can read to the juniors or have the older juniors read on their own.

Upon the arrival to the first collection spot, the juniors will be given a log-book which their parents or chaperones can help them log all the details of the trip including, the date of the field trip, the location and the material the junior finds on the field trip. Potential items to be found can be agate and petrified wood. The juniors should help their parents make a list of the potential tools needed for this field trip. We hope to make this field trip fun for everyone who shows up.

We plan to have an extra field trip during May to take the juniors and their parents or chaperones to a couple of local areas to collect fossils ranging from fish fossil vertebra to leaf fossils to petrified wood.

For the month of May we plan to help focus on two more badges which will be Fossils and Lapidary Arts. We have fun things planned for May as well. Please stay tuned for more details to come in the next *Grindings*.



CALLING ALL JUNIORS OF BOTH THE IDAHO GEM CLUB AND OWYHEE GEM AND MINERAL SOCIETY

Future Rockhound of America Badges!

The Idaho Gem Club will start the first badge activity for the juniors in April 2021. We are inviting all juniors of both the Idaho Gem Club and all juniors from the Owhyee Gem and Mineral Society to join in with this program. The first three badges we are going to help the juniors earn will be **Badge #5 Collecting**, **Badge #8 Field Trips**, and **Badge #20 Maps**.

Badge #5 – Collecting. 5.1 focuses on building a collection. We are planning on taking the juniors out on a field trip to the Idaho Gem Club's Plume Agate claim and help the juniors find some specimens to put in their collection boxes. They should be able to find plume agate and petrified wood out in the Graveyard Point area. We will help the juniors start their collection with material found in our local area.

5.2 focuses on cataloging and labeling their collection. We will hand out mini logbooks for the juniors and their parents to use to record the data which can be used to transfer to the labels for their collection boxes. We will do our best to help identify the materials found so the juniors can log what the material is and where it came from. Labels can include – what it is, what is it made from, when it was found and where it was found.

5.3 focuses on storing a collection. Storage for collections can range anywhere from egg cartons to small specimen boxes to shoeboxes and cigar boxes.

Badge #8 – Field Trips. 8.1 focuses on field trip etiquette, safety and AFMS Code of Ethics.

8.2 focuses on field trip planning. Draw a map and directions to the site. List what you expect to find and what tools and supplies you will need to collect and transport your finds home.

8.3 focuses on taking a field trip. Take a field trip to a local collecting site being sure to follow the proper field trip etiquette during the field trip and having fun while being safe at the same time.

8.4 focuses on record keeping. Starting and maintaining a field journal or logbook. All juniors will be given a logbook for them to use with the help of their parents to record what you

did and what you found during your field trip. Taking pictures with your phone will help you document what you found and where you found it.

Badge #20 – Maps. 20.1 focuses on learning about the different maps and how to read them. There are several different types of maps these days. Some maps can be found in Rock Hounding books, some can be satellite maps printed from the computer using the internet and people use topographical maps to read the landscape.

20.2 focuses on sources of paper maps. The juniors will be given road maps for the State of Idaho and the State of Oregon since we will be traveling in both states to get to the collecting area.

20.5 focuses on maps on the web. We are giving this as an action item to all parents. Please go on the web and find the area for Graveyard Point. It is found in Malheur County, Oregon. Please print off this map that your juniors can use toward this activity.

We are asking any club members who would like to help with this new junior's program by either: donating rocks, minerals or fossil items to the juniors program, or helping to teach a badge activity. Please reach out to any of the committee volunteers: Deana Ashton, Brent Stewart, Terri Frostrom, Cordell Blaine or Cheryl Link. We could really use your help to make this a success for all!

Thank you & keep on rocking!



Collecting



Field Trips



Maps

PLUME AGATE

Agate is a member of the chalcedony family, or a microcrystalline quartz, and it has a hardness of about 7 on the Moh's scale. The name is derived from its occurrence at the Achates River in southwestern Sicily.

Agate was highly valued as a talisman or amulet in ancient times. It was said to quench thirst and protect against fever. Persian magicians used agate to divert storms. Mithridates, king of Pontus, had a collection of thousands of agate bowls. Agate bowls were also popular in the Byzantine Empire. Collecting agate bowls became common among European royalty during the Renaissance and many museums in Europe, including the Louvre, have spectacular examples.

Agates with inclusions are some of the rarest and most beautiful agates in the world. These inclusions may be sagenitic (sagenite), plume, dendritic, or moss. Plume agate has fluffy inclusions which often appear to be soft and have depth. Sometimes plume agate inclusions resemble feathers, plants, or flowers. Colors may vary as in sagenite.

Plume is surprisingly more common than most of us might believe. Many collectors know of Priday Plume, Graveyard Point, Del Norte (Colorado), West Texas, and Mexican Plume. The oxides which form plume and other inclusions are quite



Photo courtesy of Deana Ashton

common. If they are present and conditions are right, the inclusions form.

Inclusions occur where iron oxide, manganese oxide, or other oxides are present when the agate is formed. The oxide minerals grow in the agate when it is in a liquid or gelatinous state. The inclusions grow and are supported by this liquid medium. If sagenite inclusions grow outside of the gel, the tops of the needles resemble a pin cushion. Plume and moss inclusions grow outside the gel as well. Multicolor plumes appear to be more common than multicolor sagenitic sprays.

Plume Agate Facts

- Plume Agate is one of the many varieties of Agate
- Agate was first discovered near the Achates River in Sicily
- Agate is believed to be in use since 300BC in Babylon, then in Egyptian civilizations
- Ancient Indians also used Agate as a powerful amulet
- Plume Agate is primarily mined from Oregon and Colorado
- Known to be a balancer helping the body align its chakras
- Works on improving one's vision
- Helps develop one's pragmatic thinking cells

Plume Agate Color

Agate is found in almost every color in the rainbow and more. Agate is commonly found in these colors – white, grey, brown, pink, red, black, orange and yellow. The Plume Agate has a combination of colors – red-brown and white which makes it a distinctive, easily recognizable stone. The presence of iron oxides and hydroxides gives Agates their distinctive colors.

Where is Plume Agate found?

Plume Agate isn't a rare gemstone and can be found in the mines of Oregon and Colorado. Priday Plume (a variety of Plume Agate) is found in Oregon while Del Norte Plume is found in Colorado. Graveyard Point Plume is found in Oregon.

Graveyard Point Plume Agate

Graveyard Point Plume Agate is from near Graveyard Point in the Owyhee Mountains of far eastern Oregon, near the Idaho border. The area is prolific and a favorite spot for rockhounds.

This agate formed in the cracks in basalt. The veins of agate range from 1 inch to about 18 inches thick, and can be a few feet long to 30 feet in length!

Graveyard Point Plume Agate gets its name from the huge boulders that litter the area resembling headstones.

Graveyard Point Agate cabochons have white to yellow

plumes. The black or metallic looking wisp are Marcasite. Sometimes even opal has occurred in the material.

Healing Properties

Agate is known to help stabilize the inner self. It also composes a person and brings maturity. In ancient times it was believed that Agate helps mothers cope with pregnancy. They believed that the stone not only helped mothers go through the pain of pregnancy easily but also helped the unborn baby inside the mother's womb. In ancient times women were also encouraged to wear an Agate amulet around their neck touching their breasts in order to improve lactation.

Physical Healing – Plume Agate is believed to help improve vision. If you do not have good eyesight then wearing Plume Agate may help your condition. Additionally, the qualities of Agate that are widely known can also be found in Plume Agate. Agate helps to improve concentration and the analytical abilities of a person. The stone is considered an elixir for the body, one which improves the general condition of the digestive system. It also works wonderfully in treating skin disorders.

Emotional Healing – If you want to become a pragmatic thinker, wearing an Agate should help. As a healing stone, it is believed that Agate helps the wearer understand reality. You will also value peace and harmony more dearly thanks to the stone. Plume Agate is specifically known to help in making important decisions in life. As a powerful stone Agate is also known to help accept one's own truth and build self-

confidence. It also encourages a wearer to speak the truth. The stone helps one steer away from negativity and ill-will. It fosters positivity, love, and courage.

Spiritual Healing – Plume Agate is believed to be linked to the collective consciousness of the higher authority of divinity. This particular variety of Agate helps the wearer understand his life's experiences and links it to his personal spiritual growth and stability. Plume Agate also facilitates psychic visions helping one understand everything about the origin of the world.



*Photos
courtesy of
Jason "Fuzzy"
Smith*



GEM CLUB OFFICERS

PRESIDENT: Deana Ashton, 208-794-5628
gemdigger2014@outlook.com

1st VP: Willa Renken, 208-362-3941
wlr_dkr@msn.com

2nd VP: Cheryl Link, 208-859-5098
clink@micron.com

SECRETARY: OPEN POSITION

TREASURER: Teresa Nebeker
208-890-4500, nebekert1@msn.com

FEDERATION DIRECTOR: Randy Harrison,
208-342-2320
haveharleywilltravel4u@gmail.com

FIELD TRIP GUIDES: OPEN POSITION
HISTORIAN: Cheryl Peterson
208-887-5363, cpete4421@gmail.com

LIBRARIAN: Cheryl Lawson
208-995-6219, dizzyphalarope@gmail.com

SUNSHINE LADY: Deana Ashton
208-794-5628, gemdigger2014@outlook.com

GRINDINGS EDITOR: Dana Robinson
208-345-3823, drobinso@boisestate.edu

BOARD MEMBERS:

Brent Stewart, 208-863-9336
gene@stewartsgemshopinc.com

Ed Moser, 208-340-8060
ed.moser15@gmail.com

Rick Corbett, 208-890-2599

Jason Smith, 208-899-3899
sunshineandwine101@gmail.com

Terry Frostrom, 208-407-2405
s_tfrostrom@hotmail.com

OPEN POSITION

WEBSITE: www.idahogemclub.com

EMAIL: info@idahogemclub.com

MINUTES OF THE IDAHO GEM CLUB GENERAL MEETING MARCH 16, 2021

Meeting called to order at 7:15 pm by President Deana Ashton followed by the Pledge of Allegiance.

There were 36 attendees with 7 guests and 2 returning members.

Door Prizes/Building Fund: Rick Corbett drew door prizes for 4 juniors and 4 adults. Christine Anderton drew 10 winners for the Building Fund raffle. There is a large quartz crystal on the back table that was donated by Karol Cawthon for a special building fund raffle. Tickets are \$1 each or 6 for \$5. The final drawing will be at the April meeting.

Secretary Report: POSITION OPEN

Treasurer Report by Teresa Nebeker: Teresa went over the financial statements, memberships and funds spent. There is a new Rock & Gem magazine in the Library. Check it out after the meeting.

Federation Director Report: The NFMS has been doing zoom meetings. They are going to do a meeting in June at Big Piney, WY, with field trips for Blue Petrified Wood. More details as they become available.

Workshop Report by Brent Stewart: The regularly scheduled workshop will be the Thursday workshop open from 6 pm to 8:45 pm on Mar. 18th. The following workshops will be Sat, Mar. 27 from 10 am-2 pm; and ROLE on Mon., Apr. 5 from 6-8:45 pm. All workshops are listed on the calendars on page 2. There is a \$5 fee for machine maintenance.

May will be starting the Kid's Day at the workshop. Brent explained the agenda he has for the day, and lunch is provided. He also went over the ROLE workshops.

Juniors Report by Cheryl Link: Cheryl is planning a Juniors meeting for all interested on Saturday, March 27, at 4 pm at the regular meeting church. It will be to discuss the badge program. Brent will also be on the committee. There is a need for 20 volunteers, each to take one badge activity.

Field Trip Report by Cheryl Link: First field trip of the year will be to the Whangdoodle and Queenstone claims on March 21st. The club will be meeting at the Xtra Mile station at the corner of Hwys. 55 and 95, just outside of Marsing at 8:30 am, leaving at 9 am.

The OGMS Field Trip is going to be to the Bruneau Wood Pile for petrified wood (and maybe a pine cone!). Our club members may meet at the Burger King Chevron in Mountain Home at 8 am, leaving at 8:30 sharp. You will need a rock pick/hammer, and a screen. Dress in layers as it will start out chilly.

Cheryl suggested making some loaner backpacks that have typical rockhound tools for new members to check out for field trips. Then they will learn what to purchase for their own kit and can test different tools before buying. Call Deana Ashton to sign up to help.

April's field trip will be to Graveyard Point for Plume Agate and May could be to Emerald Creek for star garnets. We will need to check with the mine to see if they will do a group permit. Brent explained the process at Emerald Creek and informed us that this year you will need to pre-register for a permit. They will do permits for 3 hour sessions.

Deana asked if there were any corrections to the meeting minutes as printed in the latest Grindings. Willa made a motion to accept the minutes, Leon Doer seconded, membership voted and the motion passed.

Deana also thanked all who helped with the rock sale for Mike and Laura.

Program by Cheryl Link: Cheryl set up two of the microscopes that will be available at the meetings. One was set up with a micro mount and the other was set up with one of Rick Corbett's opal cabs. She gave an interesting demonstration of how the equipment works and encouraged everyone to bring in something they would like to see under magnification.

Old Business:

No old business.

New Business: Please update your address and email information so we can make sure the newsletter and notices reach you.

Willa Renken's silversmithing classes will be starting again at the end of April. Rick Corbett and Marge Conley are doing wire wrap classes.

The meeting for June will be a Memorial Picnic at the park this year. It will celebrate members Laura Lindsay, Mike Jones and others who have passed away. The Jones family has offered to provide the food. An auction of Mike and Laura's rocks will follow.

Meeting adjourned at 8:30 pm.

Respectfully submitted, Dana Robinson, Editor

MINUTES OF THE IDAHO GEM CLUB BOARD MEETING APRIL 6, 2021

Deana Ashton called the meeting to order at 7:15 pm.

Present: Deana Ashton, Willa Renken, Cheryl Link, Jason Smith, Dana Robinson, and Rick Corbett.

Absent: Randy Harrison, Teresa Nebeker, Brent Stewart, Ed Moser, Teri Frostrom.

Guest: Liz Warner.

Deana asked for any corrections to the minutes as printed in the Grindings. Willa made a motion to accept the minutes as printed in the Grindings, which was seconded by Rick Corbett. Board members voted, motion passed.

Secretary Report: Deana sent enquiries to several clubs for rock swaps. Ventura Club in California sent a box that is well labeled with material from their area. Great example for us.

Treasurer Report by Deana Ashton: Teresa was absent so Deana went over the month's financial statements. Flowers were sent and the missing payment for the Grindings was caught up. Liz is using receipts for Teresa for workshop fees. Deana asked that it be put in the login book as well for attendance purposes.

The application has been received for Thunderegg Days in Nyssa. The fee for a 30' space is \$125 plus \$40 for power. The event is July 8 to 10, 2021.

Federation Report: No report.

Program Report: Cheryl will set up microscopes on the tables for micromounts at next meeting. Need to make more of them. Actual finds work the best.

Juniors Report by Cheryl Link: The meeting on March 27th had 5 attendees, including Deana, Brent, Teri, Cheryl and Cordell Blaine. April they will work on Collecting with a field trip and make labels for a collection box. Mapping will use a Malheur Co. map during field trip. Also log books for field trip specifics. Might do a May preview, which will be Fossils and Lapidary.

Workshop Report by Brent Stewart: No report. Workshop dates are listed on the calendar on page 2.

Field Trip Report: Cheryl referred to the field trip report in the newsletter, which is on page 3. Found some nice opals at Whangdoodle claim, but not much at Queenstone.

Old Business: Liz made her report on the replacement wheel pricing. She looked at Covington and Diamond Pacific brands, sintered and standard wheels. Much discussion followed.

Willa made a motion to retrofit 2 broken Genies with Covington sintered wheels and capacitors for \$1500. Jason seconded, the board voted and the motion carried.

New Business:

Deana has an 8" Cab King machine from Mike Jones and Laura Lindsay's estate for the ROLE program. It will allow them to do the designs required for each level.

Jason made a motion to buy the 8# Cab King machine from Mike Jones' and Laura Lindsay's estate for \$1100. Willa seconded, the board voted and the motion carried.

Lifetime members for this year are Karol Cawthon and one other. Willa will check records. We will honor them at one of the picnics.

A pizza party was discussed and it was decided to wait until July or August and see how things are going.

The Picnic/Fundraising Auction for Mike and Laura will be at the Old Timer's Shelter in Ann Morrison Park on June 15th. The family wishes to provide the food.

Brent ordered the drill bits for the Covington drill, 1.5 and 2.0 bit sizes. He needs payment of \$103 before the bill is due. There will be a charge for using the drill bits and they will only be available for regular workshops, not ROLE or juniors. He will put an article in the Grindings.

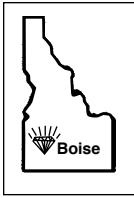
Several board members have phone number changes for the newsletter listing; Jason, Cheryl, and Rick. We also still need a new secretary and a board member to replace Kathe Miller

A couple of items for the Sunshine Report; Twyla Gallaher broke her hand and Betty Trebilcock passed. Will check for obituary for newsletter.

Three new applications were reviewed. Cheryl made a motion to accept the new members, Jason seconded, the board voted and the motion passed.

Meeting was adjourned at 9:10 pm.

*Respectfully submitted, Dana Robinson
and Deana Ashton, President*



Idaho Gem Club, Inc.
P.O. Box 8443
Boise, Idaho 83707-2443

RETURN SERVICE REQUESTED


The purpose of the Idaho Gem Club is to promote mutual, educational and scientific interests and benefits of it's members in mineralogy, geology, gemology, the art of lapidary and kindred arts and sciences

Dues:

- \$22.00 individual
- \$25.00 couple
- \$28.00 family

Subscription only:

\$10 per year



GENERAL MEETING:

3rd Tuesday of every month: 7:00 p.m.

BOARD MEETING:

1st Tuesday of every month: 7:00 p.m.

ADDRESS:

Mtn.View Church of Brethren

