


Grindings

Idaho Gem Club, Inc.

P.O. Box 8443  Boise, Idaho 83707-2443

VOL 75 NO 10

October 2015

BOARD OF DIRECTORS

President: Phil Neuhoﬀ
939-4508

pneuhoﬀ@yahoo.com

1st Vice President

Willa Renken
362-3941

wlr_dkr@msn.com

2nd Vice President

Deana Ashton
794-5628

shesteched@msn.com

Secretary: Melodee Worley

890-6834

melphilw@hotmail.com

Treasurer: Barbara Wanner

794-7968

NFMS Director:

Charles McCreath
344-5085

Board Members:

David Douglas
208-559-7216

douglas.dm@gmail.com

Sandy Blodgett
208-859-4080

Cheryl Peterson
208-887-5363

cpete4421@gmail.com

Dana Robinson
343-0487

drobinso@boisestate.edu

Brent Stewart
863-9336

gene@stewartsgemshopinc.com

Ed Moser
340-8060

ed.moser15@gmail.com

Editor: Linda Barlow
724-3309

barlow596@gmail.com

Club Website

www.idahogemclub.com

President's Message

It's finally starting to get cooler, and our field trip program has wrapped up for the year, but there are still plenty of opportunities to get out into the field and enjoy the crisp Autumn air. Hunting season is upon us, so please consider where you are and think about wearing bright clothing if you head out. As many of you are aware, the Soda Fire impacted five of the club's claims. I have checked Whangdoodle: Most of the vegetation on the claim burned, but our discovery monument and at least three of the corner stakes survived. If any of you visit our three Queenstone claims or the club claim in Graveyard Point, please take a few moments to note the surface conditions and try to locate the claim markers (and let me know what you find). I suspect that we will need to organize a work party sometime in the near future to repair any damage to claim markers from the fire.

Although the field season is winding down, the next few months are going to be very busy for the club. This month, the club will have booths at the Idaho Gourd Festival (Oct. 24 from 9-5 and Oct. 25 from 9-4 at the Wyndham Garden Hotel, 3300 S. Vista in Boise) and at Gem Faire (Oct. 30 from 12-6, Oct. 31 from 10-6 and Nov. 1 from 10-5 at Expo Idaho). Both of these events sought out our club to provide a chance to promote ourselves, and we need volunteers to help man the booths. Those interested in selling materials that may be used to decorate gourds are welcome to do so at the Gourd Festival (contact me if you are interested). The Gem Faire is a promoter-organized gem show that promises vendors of beads, gems, minerals, fossils and the like. In November, we will be having elections for new members of the board of directors as well as an auction at the general meeting. In December, there will be another auction at the general meeting as well as voting on Project of the Year. I hope to see many excellent entries again this year. Although it is not set in stone, there will likely be a weekend-long workshop opportunity in late December as well.

Speaking of the workshop, I am really excited about the results of the club vote last month on the plans to host the club's equipment at a residential site near Stewart's Gem Shop. We will be discussing this topic again this month as there is a slight change to the plans we voted on. We will describe the details at the general meeting, but it boils down to placing the workshop in a different location next door to that originally proposed. Costs, access, and amenities will stay the same.

Finally, I would like to recognize a number of club members who were stars of a recent Outdoor Idaho episode on rockhounding in Idaho. I hope that I am not forgetting anyone, but the Madsen family, Willa Renken, Brent Stewart, and Greg Biebel were all featured. For those that missed the original airing, the episode can be viewed online at <http://video.idahopty.org/video/2365567592/>.

Phil Neuhoﬀ, President

MINUTES OF THE IDAHO GEM CLUB GENERAL MEETING September 15th, 2015

Our meeting was called to order by President Phil Neuhoﬀ at 7:33pm. The Pledge of Allegiance was led by Jackson Neuhoﬀ.

We had several new members, as well as guests with us tonight.

A motion to accept the minutes as printed in the "Grindings" was by Willa R. and seconded by Deanna A.

Junior doorprizes were drawn for 8 winners. Adult prizes for 13 winners. Building Fund prizes were drawn for 2 winners.

My Secretary report was to remind members of 2 upcoming shows. The 41st Annual Symposium and Mineral Show, at the red Lion Inn, in Kelso, Washington. From October 9-11. Another event, Gem Faire, Expo Idaho, October 30, 31, and November 1st.

Juniors report Ed M. and Janelle W. will be focusing on Trolobites/Ammonites. Also some map studies. Thanks to Marge Conley for her great donations for this study.

Treasurers report Barb W. wanted everyone to be aware that Membership Dues are to be paid at the next General meeting on October 20th.

Federation report Charles M. spoke of the upcoming Federation Field trip, with camping at Succor Creek S.P.

Deanna A. presented our program this evening. About "Lapidairy". I provided from the Library several books and Rock & Gem magazines with how to information. She showed projects made by Roy and Patsy B. From critters to trinket boxes. Deanna had an inlaid specimen made by her Aunt. Chris, one of our new members, brought in his creation to share.

Just a reminder, "Project of the Year" coming up. Adults and Junior projects can be submitted.

Old business, "New Workshop" Brent S. was absent, but details were presented to members by Aaron W. He was able to make members aware of start up costs, and other possible costs. A motion to authorize the Board, of start up cost, up to \$5000, was by Willa R. and seconded by Tina Fredrick. There was no further discussion. A vote was asked for and the motion carried.

Our other discussion was about the "Show". Chair locations, sign up sheets, ect. Thanks to those who volunteered.

New business we'll be needing new containers for our new table coverings. We're asking anyone to keep an eye out for containers and their pricing.

There will be 3 Board positions coming open. Dana R. has been asked will chair the committee. With help from Sandy B. Anyone interested must let Dana R. know and submit a Bio for consideration in time for the November "Grindings".

Our meeting adjourned at 9:15pm.

MINUTES OF THE IDAHO GEM CLUB Board Meeting October 6th, 2015

Our meeting was called to order at 7:30pm.

Present this evening were Phil N., Willa R., Deanna A., Melodee W., Brent S., Ed M., Cheryl P., Dana R., David D., Sandy B., Charles M. Excused for the meeting was Barb W.

Guests attending were Shirley M., and Janelle W. who works with our Junior members.

Secretary report was the pick-up of club mail, a reminder of some upcoming shows, mentioned in the General Meeting information above. A postcard for Our Annual Report, once new Board members and Officers are in place.

Federation report Charles M. turned over information about the NFMS/AMFS 2016 Show in Albany, OR. July 29-31, 2016. So I've been given information about lodging, restaurants, sightseeing, and historical information. It'll be available in the Library.

Juniors report Ed M. was having Jenelle W. present some ideas for future Junior meetings. As always "BRING YOUR FOLDERS". It sounds like they'll be a mixture of Paleontology and Herbology. Thanks Janelle it's sounding very exciting. Anyone having specimens they'd like to share are welcome to do so.

Folks keep in mind Elections are in November and Project of the Year is in December. There will be 1 Board member opening, anyone interested please contact Dana R.(343-8407) or Sandy B.(859-4080). You must submit a bio.

Brent S. has some new Workshop information. It'll be shared at this upcoming meeting.

Respectfully submitted, Melodee Worley - Secretary

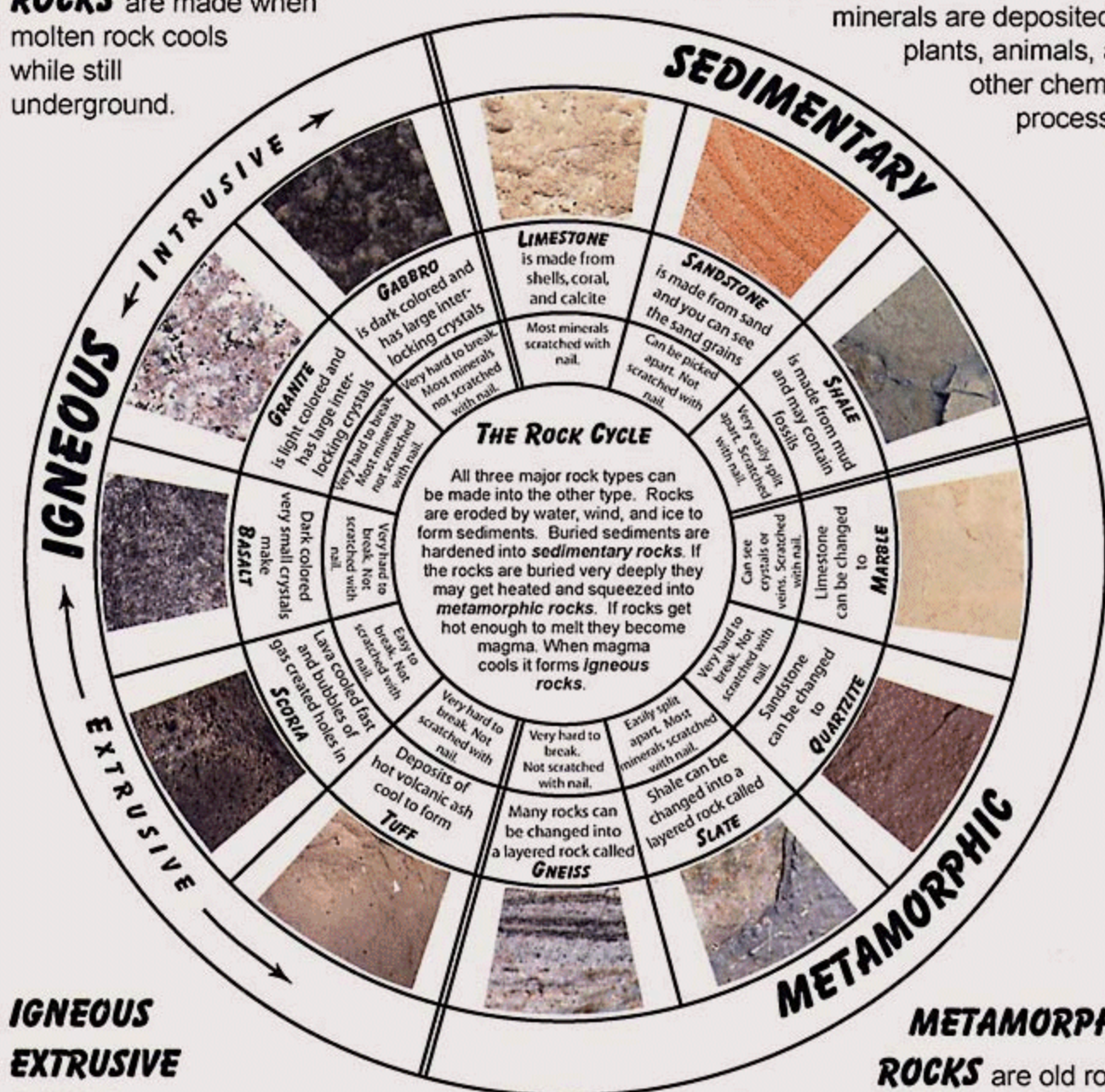
**Workshop Report
No Workshop this month**

HOW TO IDENTIFY ROCKS

IGNEOUS INTRUSIVE

ROCKS are made when molten rock cools while still underground.

SEDIMENTARY ROCKS are made when pieces of rocks settle from the water or when minerals are deposited by plants, animals, and other chemical processes.



IGNEOUS EXTRUSIVE

ROCKS are made when molten rock flows on the land surface or is thrown into the air and then is cooled into rock.

METAMORPHIC ROCKS

are old rocks that have been squeezed and heated but not melted. What new rock is made depends on what the original rock was and on the amount of heat and pressure.

Source: Bill Langer, U.S. Geological Survey.

<http://www.bedrockquarry.com/images/identify-rocks.jpg>

NFMS NEWS

October 17 & 18 Sat – 10 – 5 Sun – 10 – 4 Hatrockhounds Gem and Mineral Society Hermiston Conference Center, Highway 395 South, Hermiston OR Mike Filarski, 541 571 2593 stonemorlin1@netscape.net

October 24 & 25 Sat – 9 - 6 Sun – 10 - 5 Clackamette Mineral and Gem Club Clackamas County Fairgrounds, 694 Ne. 4th Ave, Canby, OR 97013 Beth Heesacker, heesacker@coho.net, 4145 NW Heesacker Rd., Forest Grove, OR 97116

October 24 - 25 Sat – 10 – 6 Sun – 10 – 5 Bellevue Rock Club Vasa Park, 3560 West Lake Sammamish Blvd SE, Bellevue WA Bruce Himko bellevuerockclub@comcast.net PO Box 1851 Bellevue WA 98009

November 7 & 8 Sat – 9 – 5 Sun – 10 – 5 Maplewood Rock and Gem Club Maplewood R&G Clubhouse, 8802 196th ST SW, Edmonds WA Don Wilcox 206 226 1868 tundrafox@earthlink.net

December 5 & 6 Sat – 9 – 6 Sun – 10 - 5 Winter Bazaar Maplewood Rock and Gem Club Maplewood R&G Clubhouse, 8802 196th ST SW, Edmonds WA Mike Collins 206 714 6861

Feb. 13 - 14, 2016 Sat – 9 – 5 Sun – 9 – 4 Whidbey Island Gem Club Oak Harbor Senior Center 51 SE Jerome Street Oak Harbor WA Keith Ludemann 360 675 1837 rock9@whidbey.net

March 5 & 6, 2016 Sat – 10 – 6 Sun – 10 – 5 East KingCo Rock Club Pickering Barn 1730-10th Avenue NW Issaquah WA Cindy Smith cndysmith@gmail.com PO Box 2203, Redmond WA 98073

March 12-13, 2016 Sat – 10 – 6 Sun – 10 – 4 Magic Valley Gem Club Twin Falls County Fairgrounds, Merchant Building #1, 215 Fair Avenue, Filer ID Shirley or Rocky Metts 208 423 4827 rmetts@magicvalleygemclub.org

March 25-27, 2016 Fri – 10 – 6 Sat – 10 – 6 Sun 10 – 4 Rock Rollers Club of Spokane WA Spokane County Fair & Expo Center, N.604 Havana at Broadway Spokane WA Vonnie Dillon 509 951 8173 showchair@rockrollers.org

July 29-31, 2016 Willamette Agate and Mineral Society AFMS and NFMS MEETINGS Linn County Expo Center, Albany Oregon Janice Van Cura 541-753-2401 jvancura@peak.org , www.wamsi.org

Field Trip – 2016 By Doug True It is time to start planning for 2016, the Multi federation trips will be in conjunction with the 2016 **AFMS show in Albany, Oregon, July 29th - 31st**. Two days later more trips will begin from Prinnville, Oregon. We plan to have 4-6 trips per day, more if needed, leaving in all directions. Thunder eggs, petrified wood, jaspers and agates will be on the menu. We will have a balance of free and fee sites for 4-5 days. The base camp will be at the Crook County Fairgrounds in Prineville, Oregon. Camping with water and electricity, dump station and motels are in town. Potlucks are planned and I working on having some programs, Lots of collecting and get together fun Watch for further updates. Doug True dtruefossils12@yahoo.com

The Scottish Swap

You, Too, Can Take Part! By Jim Brace-Thompson, Museum & Educational Outreach As I've reported in prior newsletters, during our June trip to Scotland Nancy and I provided an "exchange box" of western U.S. rocks and minerals with the Scottish Lapidary & Mineral Club (SLMC) in Edinburgh, the current home to our daughter and former VGMS pebble pup, Hannah. While we await an exchange box in return, one individual within SLMC, David Andrews, has already grabbed the bull by the horns and has done two individual exchanges with me and would be interested in continued exchanges with our VGMS members. David is interested primarily in agates and jaspers, both as specimens and as slabs for cabbing and other lapidary work. So far, I've boxed up one supply of agates and jaspers from across the western U.S. and have received two boxes in turn, one containing small agates for slicing from Perth and slabs of jaspers from the beaches near Dunbar (birthplace of American explorer, naturalist and conservationist John Muir) and a second with more Dunbar jaspers and interesting small banded agates from the Kinnoull region of Perth. Per David, the Dunbar area is locally referred to as "Sunny Dunny", which I have to question, given the daily rainfall we encountered during our visit to Scotland... If interested in arranging swaps of your own as an individual or as a group, David's contact info is ris4uris@gmail.com, mailing address 29 Steadings Gardens, Dunbar, East Lothian, Scotland, EH42 1Gs, UK. I'm happy to participate and to facilitate. Just see me, email me, or give me a call, and let's all keep the exchanges going! I'll also let you know once we receive an exchange box from SLMC, much of which will reside in our club museum and/or will be offered to members during our silent auctions to raise funds for the society. Here's hoping we can generate and facilitate still more international exchanges such as these!

REFRESHMENT COMMITTEE GUIDELINES

Need approximately 15 dozen cookies.
 Wrapped door prizes are also needed
 Arrive early enough to set up the chairs.
 The chairperson brings the coffee urn, coffee, punch,
 cream, sugar, sups, & napkins.
 Afterward, put meeting tables & chairs away, clean
 kitchen, & sweep the room.
 Gather & take all trash with you. Don't forget it is the
 responsibility of the chair for the coming month to
 pick up the coffee pot, take it home, & bring it to the
 next meeting.

Refreshments:

October: Dana Robinson and Deana Ashton

Spooky Treats! Scary door prizes!!



WE NEED VOLUTEERS
 TO PROVIDE REFRESHMENTS AND
 DOOR PRIZES FOR NOVEMBER AND
 DECEMBER!! PLEASE CONTACT
 DEANA ASHTON TO SIGN UP!!

DISCOVERY NIGHT SHOW AND TELL October 20, 2015

Please bring your favorite rock
 discovered this year and tell us about it!
 If you found something you are unsure
 about, bring it to be identified!
 Love it but don't know what to do with
 it? share and learn from members
 creative ideas for your discovery!

TWO UPCOMING EVENTS:

THE IDAHO GEM CLUB WILL HAVE A BOOTH
 AT THESE EVENTS.

We need some volunteers to sit at the clubs
 table, answer questions about our club and
 take membership applications. Please contact
 Deana Ashton [208-794-5628](tel:208-794-5628) to get involved!!

IDAHO GOURD SOCIETY FESTIVAL
 OCTOBER 24,25 2015 9am-5pm
 THE WYNDHAM GARDEN HOTEL
 3300 S Vista Ave Boise.

This festival features gourd
 carving, weaving decorating,
 painting and embellishing gourds
 as art. A new trend is using gems
 and cabochons or stones to
 weave or place on gourds. Our
 club members who have an
 interest in gourd making or this
 hobby are welcomed to sign up to
 cover shift and share Idaho Gem
 Club info with guests. I will have
 on display some spectacular and
 treasured gourds made locally by
 Suzanne Lewis. Ask Deana for
 details. [208-794-5628](tel:208-794-5628)



GEM FAIRE
 OCT 30,31, NOV 1,
 IDAHO EXPO ..9-5

This Gem Faire event
 travels the United States
 and has amazing variety of
 all things related to jewelry
 making and gemstones. Our
 club was asked to
 participate and offer
 information to guests.

Jewelry repair & ring
 sizing while you shop!



FREE jewelry
 cleaning

OUR BOOTH WILL HAVE A
 DEMONSTRATION ON CAB MAKING. IF
 YOU DO BEADWORK AND WISH TO
 COME DEMONSTRATE, JOIN US!!
 SEE DEANA OR CALL [208-794-5628](tel:208-794-5628)



WHITE STONE

By
Linda Barlow

Do you know what a White Stone Ceremony is? It is the ceremony during which you write on a white stone tile your intentions for the rest of the year; usually it is on New Year's Day. No it is not a set of resolutions; it is the intention found during meditation to represent one's highest good for the coming year usually represented in one word. The idea comes from Revelation 2:17: "He who has ears, let him hear what the Spirit says to the churches: To him who overcomes, I will give to eat of the hidden manna, and I will give him a white stone, and on the stone a new name written, which no man knows except he who receives it."

You ask about the white stone? I am usually drawn to white stones anywhere I look. Well, there are many types of white stones that I could have used as any rock/crystal book will testify. For example, Anhydrite for grief issues, Apophyllite for meditation state retention, Azeztulite for visualization and premonition, Barite for shyness, Iceland Spa for calmness, White Calcite for meditation, Cerussite for getting rid of pests, Cleavelandite for stress-related conditions, Coral for repairing the aura after physical trauma, etc. What did I have available? Well, while attending CSL on January 4th, 2015, we were given a chance to pick a white stone from many in a basket. So I chose a white Chalcedony which is a form of quartz found in masses with mineral inclusions that produce various colors including white!

Now the word I came up with during meditation was "light" which represents my intention of being a light to all who come in contact with me. How to do that was my question for guidance? During meditation, Spirit presented the solution. I was to be an example of love in every way possible. By doing this I also would learn all new ways to be love. Not just say love but exude love from my being; from every pore, every word, and every expression physically, mentally, & spiritually in all I do, say, and be.

To look for ways to express this love through me has become a wonderful experience in all facets of my life this year. Hopefully, anyone who has come in contact with me has felt this energy for their highest good. I had no intention of verbalizing it. It is an energy used for peace, harmony, connection, and reverence for life. To remind me at all times, I have this Chalcedony sitting on my bathroom sink to see and remember my commitment every time I am in the bathroom which I determined is the most often visited room at my place!

A ROCKHOUND

by Leo Boushka

Who's that down there by the creek
Dirty clothes and blistered cheek
Hasn't shaved in about a week?

A ROCKHOUND

He doesn't seem to be too bright
He hunts for rocks from dawn to night
He'll even hunt by lantern light

THIS ROCKHOUND

He climbs the hills 'til setting sun
Carries rocks down by the ton

Has the gall to say, Boy, ain't this fun?

THAT ROCKHOUND

I visited at his home this fall
Saw beautiful rocks from wall to wall
I guess they're not that dumb at all

THOSE ROCKHOUNDS

I went along on the last field trip
Hit my thumb and cut my lip
But the specimen I got is a real pip

US ROCKHOUNDS

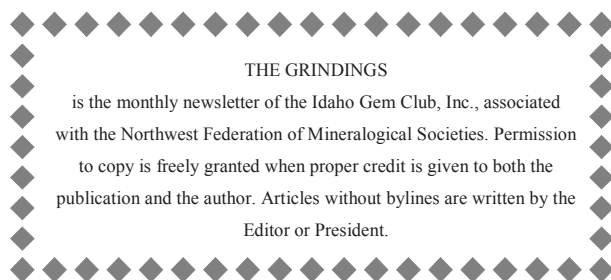
via Rock Buster News, 6/15; from The Geode

YESTERYEAR

October 1982 Ralph Tuttle reported on the gem show Nov. 6 & 7 at Mountain Home. A meeting for the local Paleologgers will be held at Bruneau wood beds Nov. 6 & 7. The field trip is to Mann Creek, the other side of Wieser for opalized wood. There will be about a 3/4 mile walk. **SHOP HINTS ON TUMBLING** Tumble your stones through the various grits, 80, 220, and 60 as usual. Wash the stones well between each step. After the 60, remove any stones that may be chipped. This brings your stones to the polish. Put them in the tumbler and fill with water to one inch below the stones. Add one cup of Spic N Span for every 6 lbs of material, then run for one week. After the week, remove and wash well, replace in tumbler and run your material in clear water for 24 hours. The results will be equal to the polish obtained by suing any of the oxides. Try it. It really works. via Eureka News

In Loving Memory Of Days Gone By

Marge Conley - Historian



Bench Tips

"Bench Tips for Jewelry Making" and "Broom Casting for Creative Jewelry" are available on Amazon

DEBURRING A HOLE

When you drill a hole, there's usually a burr produced on the underside of the metal. Typically, burrs are removed by filing or sanding the area smooth, but doing it this way will put scratches on your piece that will have to be polished off.

A quick way to remove the burr is to grab a drill that's two or three times larger than your hole. Simply twist it in the hole to cut off the burr. I usually do this twisting by hand, but if you have many holes to do, it's easier on your fingers to put the drill into a holder like a pin vice.



CLEANING STEEL SHOT

Steel shot in a vibratory or rotary tumbler works great to burnish and shine your finished silver pieces. But a common problem is how keep the shot clean. Carbon steel shot can get rusty if exposed to the air, and even stainless steel shot can sometimes develop a blackish coating that's hard to remove.

My solution of choice to clean the shot is Classic Coke. Just pour an ounce or two over the shot and let the tumbler run for an hour or so. A bad case might require a second cleaning. Some folks like to let the bubbles in the Coke dissipate before using it so that gas pressure doesn't build up in the tumbler barrel. I've heard that it's the phosphoric acid in Coke that does the trick.

While you're waiting for the shot to clean up, just settle back and enjoy the rest of the Coke.



Rocky Rattlers

Juniors need to bring their folders to the meeting this month

HAPPY



BIRTHDAY

NOVEMBER

11/2 Haruhiko Furuya
 11/4 Mike Allen
 11/6 Jaden Wanner
 11/7 Peggy Blickfeldt
 11/7 Larry McConnell
 11/8 Penny Wilson
 11/15 Jeanne Snyder
 11/17 Robert Burns
 11/19 Dane Niehus
 11/22 Mark Fisher
 11/23 Marge Conley
 11/26 Phil Neuhoff
 11/27 Charles Smith

Faceted: TOPAZ
In the rough found 2015
by Deanna Ashton in
Utah during NFMS
annual meeting

**Or CITRINE****Cabuchon: Amber**

Welcome New Members

1. Haruhiko & Maki Furuya, Boise
2. Clint & Debra Wheeler, Boise
3. Mike Unruh & Alexis Clark, Boise
4. James Blaisdell, Nampa
5. Karen Sass, Boise
6. Jerine Smith, Eagle

METAPHYSICAL PROPERTIES OF STONES & CRYSTALS

GEM: TOPAZ

COLORS: PINK, GREEN, RED, GOLD, YELLOW, BLUE, WHITE, RED-YELLOW, BROWN, GREY, & COLORLESS

ASTROLOGICAL ASSOCIATION: SAGITTARIUS

CHAKRA: SACRAL & SOLAR PLEXUS

Crystalline quartz in colors from yellow to red-orange to orange-brown is citrine, sometimes called topaz quartz. Yellow citrine quartz is tougher, cheaper, and usually freer from flaws than topaz; usually sold as topaz. Because Topaz lacks hardness, Citrine quartz largely replaces it, especially as a ring stone. TOPAZ IS KNOWN AS A "STONE OF TRUE LOVE AND SUCCESS IN ALL ENDEAVORS". It promotes individuality and creativity, while providing for confidence in trusting ones decisions. It replaces negativity with love and joyfulness.

The energy of the topaz (coming through the ends and facets) provides both positive and negative currents by linking the ethers to the forces through the laws of attraction and manifestation. The gentle shades of topaz serve as a catalytic trigger for the manifestation activities, while the vibratory resonance acts with an ethereal magnetic effect.

CITRINE IS CALLED THE 'MERCHANT'S STONE' because it assists the merchant in acquiring wealth and also helps to maintain the state of wealth. Citrine is one of the 2 minerals on the planet which does not hold and accumulate negative energy, but dissipates and transmutes it, working-out problems on both the physical and subtle levels. It never needs clearing or cleansing.

GEM: AMBER

COLORS: GOLDEN TO YELLOW-BROWN
ASTROLOGICAL ASSOCIATION: LEO & AQUARIUS

CHAKRA: SOLAR PLEXUS

Amber is a fossilized resin. Some contain red, blue, or green hues.

Amber absorbs and transmutes negative energy into positive energy allowing the body to heal itself. Its soothing energy calms nerves and enlivens the disposition.. It also aids manifestation bringing that which is desired to the state of reality.

It is used as a symbol of renewal of marriage vows and to assure promises. It has been said to bring good luck to warriors. It is sacred stone to Native Americans & Eastern Indians. It has been used in fire ceremonies of ancient tribal leaders. In medieval times, it was burned as a fumigant and incense to clear negativity.

Above information gleaned from THE CRYSTAL HEALER by Philip Permmtt & LOVE IS IN THE EARTH by Melody

SUNSHINE LADY REPORT

Please let me know if you are aware of any of our members having surgery, an illness, or just in need of cheer. We all can use some good cheer! We try and keep in touch with all our members, and I apologize if we have overlooked any member who has lost a loved one. Please let us know if we can help in any way. Contact Deana Ashton at 208-794-5628 or any Idaho Gem Club Board Member/officer.

IF YOU WOULD LIKE TO ATTEND ANY GEM CLUB FUNCTIONS BUT ARE UNABLE TO DRIVE, CALL ME! WE WILL DO OUR BEST TO GET YOU THERE!

Deana- 208-794-5628

**Save Stamps For Cancer
Research**

Cut at least 1/4 inch margin around the stamps. You can turn them into Chuck McCreath at our next meeting. THANK YOU!

Dates To Remember

GENERAL MEETING
3rd. Tuesday of every month

BOARD MEETING:
1st. Tuesday of every month
2 September 2014
Church of the Brethren
2823 N. Cole Road, Boise, Idaho
Meeting Starts at 7:30 p.m.

Two links for additional newsletters we receive as members of the rock club.

NFMS—Newsletter available at:

<http://www.amfed.org/nfms/newsletters.asp>

AFMS—Newsletter available at:

<http://amfed.org/news/default.htm>

Here is a really good sight from NOAA on weather issues.

http://www.nws.noaa.gov/com/weatherreadynation/summer_safety.html#.VaUvP2dFDcu

The purpose of the Idaho Gem Club is to promote mutual, educational and scientific interests and benefits of its members in mineralogy, geology, gemology, the art of lapidary and kindred arts and sciences.

Dues:

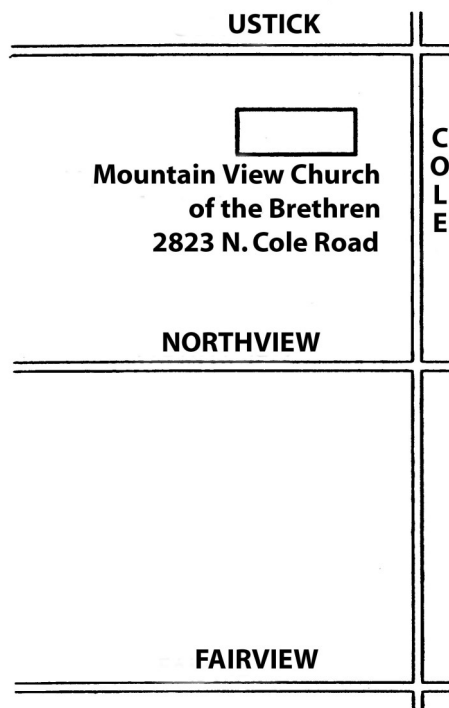
\$22.00 per person
\$25.00 per couple
\$28.00 per family

Subscription:

\$10.00 per year

General Meeting:

3rd. Tuesday of each
Month at 7:30 p.m.



The Whangdoodle Bird
(Often seen on field trips)

