


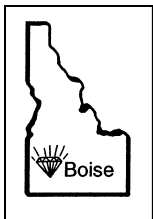
# Grindings

**Idaho Gem Club, Inc.**

P.O. Box 8443  Boise, Idaho 83707-2443

**VOL 72 NO 3**

**March 2012**



## **BOARD OF DIRECTORS**

**Brent Stewart**  
President  
863-9336

**Willa Renken**  
1st Vice President  
362-3941

**2nd Vice President**  
**Phil Neuhoff**  
939-4508

**Ed Moser**  
340-8060

**Rick Corbett**  
383-9930

**Deana Ashton**  
794-5628

**Jim Clinton**  
283-8891

**Phillip Worley**  
322-1812

**Ben Nunez**  
853-6710



## **SECRETARY**

**Melodee Worley**  
322-1812

**TREASURER**  
**Kathy Griffin**  
467-9286

**NFMS DIRECTOR**  
**Charles McCreath**  
344-5085

**EDITOR**  
**Tony Griffin**  
467-9286  
highdesert2003@q.com

**CLUB WEB SITE**  
www.idahogemclub.com

## President's Message

Another great show this year! None of it would have been possible without all the great help we had from set up to tear down. The Show is a lot of hard work, we had a lot of help from some new and current members. So many areas of thanks need to be addressed from the demonstrators, those who put in display cases, activities for the kids, admissions and hospitality. Several jobs that just go on throughout the year such as gathering for door prizes and tumbling stones and grab bags. Thanks again to all of you.

Spring is just around the corner and the rocks are calling to us. I am sure everyone wants to get out to the hills to feel the dirt under our feet and dig. I know that the best part of being in the club is rock hounding for both new and old members alike.

Our first official field trip will be on the 24th of March to Queenstone, one of our club claims. See the field trip report inside this "Grindings" for more information. We have quite a few new members that joined our club at the Rock & Gem show this month. If you see some new people in our midst, please make them feel welcome!



Hope everyone enjoyed the Owyhee Gem Club's show the weekend after ours. They always put on a nice show so I hope our club showed lots of support by going over to Caldwell.

Steve Powell, from Boise, the winner of our big door prize with Brent at the close of our show.

*Brent Stewart*  
*President*

## MINUTES OF THE IDAHO GEM CLUB GENERAL MEETING February 21st, 2012

President Brent Stewart called the meeting to order at 7:30pm.

Guests were invited to stand and introduce themselves. There were 9 new guests and 1 past member of the club who is planning on returning. New, recently approved members were also present.

Door prizes for the adults were drawn, winners are as follows; Loren Francis, Marge Conley, Phil Worley, Wayne Snowball, Winnie Snowball, Lois McDonald, Andy Housh, Ron Mummy, Sandy Blodgett, Carrie Kinnaird, Brian Goffin, Valerie Lesur, Elsie Forney, Phil Neuhooff, Debbie Housh, Arlene Bailey, Bill Belknap, and Charles Osgood. All Juniors received door prizes too!

Due to the amount of tickets sold for the Building and Scholarship Fund, Jim Clinton drew 2 winning tickets for his prizes.

Minutes were accepted as printed in the "Grindings"; motion made by Phil Neuhooff and seconded by Ed Moser.

Secretary report: Acting secretary, Melodee Worley mentioned a few returned mail items, bank statements, dues for renewing memberships, a new Rock & Gem magazine for the library, and 2 flyers for upcoming shows in Caldwell, ID and Port Angeles, WA.

Treasurer's report: Kathy Griffin spoke of balances and disbursements for the month of January.

Federation report: Charles McCreath spoke of the Tri-Cities show and that the January "Grindings" has all the itinerary and contact information needed for anyone planning on attending. He also mentioned camping is available.

Ron Bailey was requested to come forward to speak of some recent stone cutting submissions. He presented the "Novice Award" to Rick Corbett for his submissions and hard work.

Field Trip report: Phil Worley has several trips planned, weather permitting of course. The first trip will be to our Queenstone Claim. We'll meet up at the ION station outside of Marsing at 9:00am on March 24, 2012 and leave from the station at 9:30am for travel to the claim. Specimens to be found there are Jasper. All vehicles should be fine for travel in the area.

Library report: Melodee Worley mentioned the library will be open at refreshment time at the general membership meeting. A reminder was given "to anyone with overdue items checked out, please return the overdue items".

Junior's report: Ed Moser mentioned several fieldtrips are in the planning stages for the Juniors and he is asking parents to be aware of their help being needed as trips become scheduled  
(continued at top of next column)

and other events in the future. Ed also wants Juniors to help in creating a blacklight room display, at our Idaho Gem Club Show. Set up will be Friday the 24th of February.

President Brent Stewart made another mention of our upcoming show; there are numerous jobs to be filled for several table locations. Also help will be needed for tables, display cases, and other materials from our storage facility at 1pm on the 23rd of February.

Jim Clinton mentioned the new hats are ready and will be available with other Idaho Gem Club merchandise to be sold at the show.

Workshop report: Willa mentioned the new saw has arrived, she is hoping it will be operating come April or May when tax season is finished and we can start coming out to the workshop, again. The use of the saw by members will be undergoing some changes. Due to the cost of oil and electricity, members will be asked to pay a fee for sawing raw materials. Information about fees will be passed along when the fees have been established.

A special "Thank You" was given by a new member to our club for the cut jade bowls given as door prizes at our club banquet.

After refreshments were served, Mr. Gene Stewart spoke about "How to set up a Display case." Clean-up occurred in the kitchen and our meeting room was put back in order. The meeting was adjourned after 9:00pm.

*Respectfully submitted,  
Melodee Worley  
Secretary*

## MINUTES OF THE IDAHO GEM CLUB Board Meeting March 6, 2012

President Brent Stewart called the meeting to order at 7:30pm.

Board members present: Willa Renken, Phil Neuhooff, Jim Clinton, Ed Moser, and Phil Worley. Rick Corbett contacted President Brent Stewart and was excused for personal business.

Officers present: Kathy Griffin, Melodee Worley, and Charles McCreath.

Minutes were accepted with one correction as printed in the "Grindings", motion made by Willa Renken and seconded by Phil Worley. One correction to the minutes: the header date showed March 7th, should have been February 7th.

(Board Meeting minutes continued on page 3)



(Board Minutes continued from page 2)

**Secretary's report:** We've received a new Rock & Gem magazine to be available in the library. Also received in the mail were bank statements, dues for memberships, and bills to be paid.

**Treasurer's report:** Kathy discussed show earnings and disbursements. She received approval to reinvest the funds taken from our Money Market account for the change for our Annual Gem Mineral & Fossil Show.

**Federation report:** Charles stated anyone planning on going to the Tri-Cities Show and considering submitting a display case must submit an application for the show's approval. Those application forms are available in the past 2 months NWF newsletter or available to download from [www.amfed.org/nfms](http://www.amfed.org/nfms), the deadline is April 15, 2012.

**Field Trip report:** Our 1st trip is to our Queenstone Claim on March 24, 2012. We will meet up at the ION station outside of Marsing, ID at 9:00am and will be leaving at 9:30am. Of course, all trips are subject to the weather happening. All vehicles are fine for the area.

**Juniors report:** Ed Moser mentioned a special "Thanks" to several Juniors for submitting display cases and help with the blacklight display case. Phil Neuhooff suggested that the Juniors be dismissed for their meeting earlier than they are currently. It was decided that the Juniors would go to their meeting immediately after the Pledge of Allegiance. Ed also wants a reminder given to bring your folders and books to the meeting coming up.

**Workshop report:** Willa stated our monthly workshop will continue in May.

**Building and Scholarship fund:** Jim Clinton stated sales were good from our recent raffle and merchandise sales at the show. He still has hats available and the other merchandise, too.

**New Business:** Willa has received information that the "Wheel of Fortune" wheel is in need of repair. She also mentioned our tables for the show are in need of maintenance, as well as some of the display cases. The board is also considering acquiring several trailers for our show materials and emptying our current storage. We are looking into the options and costs and will have information in the future.

We've received 18 new applications for membership consideration, most of these resulting from the annual show. A motion to accept new memberships was made by Ed Moser and seconded by Phil Neuhooff.

**Other New Business:** Phil Neuhooff presented more information about a new type of blacklight. Moneys from the sale of the blacklights will go towards the Building and Scholarship funds. Options for the blacklights include the blacklight, a case, a magnetic wand, and possibly a power adapter. A motion to accept the purchase was made by Willa Renken and seconded by Ed Moser. As soon as additional information is available we will pass it along in future "Grindings."

(continued at top of next column)

Willa would like to initiate a "Grab Bag Contest" for the most bags sewn. So ladies (or men) get busy with those sewing machines. The prizes will be awarded later in the year; details of the prizes will be in future "Grindings".

I, as acting secretary, would like to remind members to keep those tumblers going. I'm sure Mike Jones and Laura Lindsay would prefer to have tumbled stuff available way before our next Show in 2013. I would like to also mention a special "Thank You" to the Robert & Debbie Burn's grand boys for their help at the Kids Craft table and the Garnet Dig.

The meeting was adjourned at 8:52pm, by President Brent Stewart.

*Respectfully submitted,  
Melodee Worley  
Secretary*



**Sarah Neuhooff age 8**



**Jackson Neuhooff age 12**





## Jewelry Tips

### Paste Solder rejuvenating

Those of us who use paste solders sometimes find an old tube has dried out. There should be some way to recondition it, but what to use? Calling tech support at the suppliers didn't work for me. Either they don't know what the ingredient is or won't tell you the secret.

None of us likes to waste an expensive material - US\$16 - 20 a tube. So I've often experimented with ways to rejuvenate it. Mixing in a liquid flux doesn't work. When the liquid starts to boil off, it spatters the solder in all directions.

But after several failed experiments I finally found a way that does work. My secret ingredient is Vaseline petroleum jelly. Just mix in enough to restore the consistency to something like toothpaste.

If your solder is in a syringe, it can be a little difficult to get the plunger out. I find the easiest way is to poke a hole through the soccer from the tip to the rubber plunger (a bur shaft was the right size for my tube). That lets in the air so you can slowly withdraw the plunger. Once the solder is out of tube, you can easily add the Vaseline, mix it up, and spoon it back into the syringe.

### PROBLEMS WITH SMALL DRILLS

When drilling small holes, you sometimes encounter new problems. We're talking about drills that are less than 1 mm (which is 18 gauge or .040 inches). Often the chuck will not tighten down far enough to grip a small twist drill. You can solve this two ways - with a chuck adapter or by buying your small drills with a 3/32 inch shank size. Either way you have a 3/32 shank to go into the chuck of your drill press, Foredom or Dremel, so changing bits is fast and easy.

Remember that small drills are much more prone to breaking because of too much pressure or if you tilt the drill or the work piece when the drill is in the hole. And drilling always goes easier with a little wax or oil on the tip. Almost anything will work - Three and One, injection wax, mineral oil, Burr Life, car oil, olive oil, etc.

### USING PRE-MADE BEZEL CUPS

As a general rule of thumb I assume it's going to take me 15 - 20 minutes to make a bezel for an ordinary cabochon, so for some projects buying pre-made cups can save a lot of time. But if you go this route, keep in mind three things. First, try to get cups made from fine silver, not sterling. Remember that fine silver is softer and burnishes over the stone more easily.

Second, you may have trouble matching the shape and size of the stone with the shape and size of the bezel cup. Purchased cups can only be found in a limited number of standard sizes. You may have to adjust your choice of gemstone to match the cup. The other consideration is that pre-made cups often

(continued at top of next column)

have fairly low side walls. While these are fine for low-dome stones, they will not adequately secure stones with steep side walls.

Lastly before setting, check the fit of your gemstone in the cup, particularly around the bottom. The bottom corners of a stamped cup are much more rounded than a bezel you would fabricate yourself. This causes a problem with some stones. If your stone has a sharp edge around the bottom, burnishing over the bezel will place a lot of stress on the stone and may cause it to crack. To avoid this, I round off the bottom edge of the stone with a diamond file (or use sandpaper on soft stones).

### Sheet Wax with Adhesive

I was shopping in the jewelry district last weekend for supplies for our organic casting class and came upon a new product that may interest some of you. Often I want to increase the thickness of a model by adding a layer of wax on the back side. For instance, models like a leaf or a flower petal do not cast well unless you add a little extra thickness. Problem is trying to apply a coating of wax that's smooth and even.

The new product I found is an easily moldable sheet wax with an adhesive coating. This lets me press a leaf onto it, trim the wax to the leaf shape, and then gently bend the sandwich to the contour I want. The wax is available in a number of different thicknesses from about 26 ga to 14 ga.

If interested, my supplier is

**Jewelry Tools & Supplies**  
412 W. 6th Street #1011  
Los Angeles, CA 90014  
213 624-8224  
[jstech@sbcglobal.net](mailto:jstech@sbcglobal.net)

Acknowledgement to be included with each publication:

More BenchTips by Brad Smith are at

[groups.yahoo.com/group/BenchTips/](http://groups.yahoo.com/group/BenchTips/)

or

[facebook.com/BenchTips](http://facebook.com/BenchTips)

#### THE GRINDINGS

is the monthly newsletter of the Idaho Gem Club, Inc.,  
associated with the Northwest Federation of  
Mineralogical Societies. Permission to copy is freely  
granted when proper credit is given to both the  
publication and the author. Articles without bylines are  
written by the Editor or President.

CHECK OUT THE CLUB WEBSITE!

[www.idahogemclub.com](http://www.idahogemclub.com)



## Buchanan Thunder Eggs May 25th through May 28th

First and foremost, EVERYTHING I KNOW IS IN THIS ANNOUNCEMENT, there is no need to RSVP, so please limit your inquiries to details that are not mentioned here, as I have very limited time and I will just send you this announcement if your questions are answered here. If any of the details change I will send notices out ASAP and post them to the link below.

This announcement can also be found at [http://orerocon.com/ore\\_rock.htm](http://orerocon.com/ore_rock.htm) Scroll down to the link for Buchanan Thunderegg Dig

After a wildly successful trip last September, again Rod, the rancher who owns the famous Buchanan thunderegg beds 20 miles east of Burns, OR will host a weekend dig for all rockhounds! The pits will be open to digging Memorial Day weekend Friday May 25<sup>th</sup> through Monday May 28<sup>th</sup> 2012. Plan on arriving at 8:00 AM for check-in at the gravel pit across the road each morning and getting up to the pits before 9:00 AM. You can dig as long as you like but you must check out and pay for your eggs at the bottom of the hill before dark. We will be digging with hand tools and Rod will be charging \$1.00/pound for eggs you dig and \$1.25/pound for already dug eggs - which is a very reasonable price for these much sought after thundereggs. There will also be many tons of already dug eggs for sale at the bottom of the ridge from each pit so if you can't or don't care to dig you can still shop among eggs from all the pits. We opened five pits last year and plan to have these open, and all will be freshly prepared and ready to dig for the weekend.

Rod is also planning on hosting a FREE BBQ dinner at least **Saturday** and almost certainly **Sunday** as well! He along with generous members of some local clubs will be supplying the main dishes so PLEASE bring side dishes and/or desserts, or plan on a donation toward the cost of food to show your appreciation. ANY help is appreciated - if you can bring something to BBQ (as long as it fits on the grill LOL). Also plan on bringing plates and silverware, chairs, and your own favorite beverages.

Access to the beds is by short dirt roads which are suitable for high clearance vehicles or SUVs. Be prepared to carpool since parking at the digs is extremely limited and passenger cars are definitely NOT suited for the road! Digging should be fairly easy; the best tools to bring are a pick, rock hammer, shovel, and buckets. Rod will do his best to get the pits cleaned out with a backhoe to prepare for our digging beforehand; about 5 pits are currently open from last year's trip and should be easy to dig with some cleanout and hand tools. Each of the Buchanan pits contains different types of eggs, so there is a huge variety available. Last year we found many eggs with beautiful pockets filled with fully terminated quartz crystals, lots with spectacular druzy quartz, botryoidal clear agate, some blue and pink opal, zeolite minerals, and other formations. Also eggs with agate "scenes" and fortifications are possible. For a hint of what you can find check out the photos I have posted on the web page above. Believe it or not, much better are available but I don't yet have photos posted.

We'll have signs posted on the road for the camping area and the pits. Dry camping is available across the road from the pits at a large, flat gravel pit area that is suitable for trailers and tents.

Those wishing for a "wilderness experience" can camp among the bountiful sagebrush anywhere on the rancher's property (ask Rod or myself for directions). Other spots to camp are the Crane Hot Springs resort (electric, water, hot springs!) or the Burns RV park (all services), both less than 30 minutes from the beds. There are also a few BLM camping areas that you can use for a small fee (dry camping is free anywhere you are permitted to drive on BLM land). Other nearby rockhounding areas within an easy drive include Stinkingwater petrified wood, birch limbs and other wood, agate, plume agate, Burns obsidian, fossil leaves, and more.

Once again EVERYONE will be required to sign a liability waiver for the Mt. Hood Rock Club's insurance policy which will cover us in event of an emergency (free of charge). You don't have to be a rock & mineral club member to attend. Print this out and bring this to your next club meeting, email and call all your rockhound friends - we need a good turnout so the ranchers will be happy with the trip and invite us back again!

Here is a list of places to set up and directions.

GPS coordinates of the camp and pits for are: 43.596 N -118.619 W

**DIRECTIONS:** From Burns: from the east end of town, travel 1 mile northeast on Hwy 395 (the Burns RV park is here on your right). Turn right at the junction with Hwy 20 and proceed exactly 20 miles east to the Buchanan store at milepost 154. Just before the store turn right onto Crane-Buchanan Road. Travel south to a 90 degree left turn after 3 miles. SLOW DOWN, the camp area and dig are less than ¼ mile immediately east of the big hill! If you miss the turn at Buchanan, turn around at the rest area 1 mile to east.

From Crane Hot Springs – the resort is 25 mi. east of Burns, turn right onto Hwy 78 in town to milepost 25. Travel east to the hamlet of Crane, here turn north onto Crane-Buchanan Rd. and follow it just under 13 miles to the camp area & pits.

From Idaho and points east: From Nyssa OR, follow Hwy 20 for 111 miles west to Buchanan, turn left at the store and proceed as above.

**PLACES TO STAY:** Contact them for further information!

BLM camps: Here's a link to the BLM maps of the area: [http://www.blm.gov/or/districts/burns/files/NewRecMap\\_May2010.pdf](http://www.blm.gov/or/districts/burns/files/NewRecMap_May2010.pdf) And also here: <http://www.blm.gov/or/gis/geoscience/transport.php>

**FEE CAMPGROUNDS AND MOTELS:** (these may or may not be current, please contact them directly). Plan on making reservations as there will be a LOT of people attending this trip!

The Old Camp Casino 2205 W. Monroe | Burns, OR 97720 (888) 343-7568 toll free | (541) 573-1500 local

The Narrows RV Park  
Phone: (541) 495-2006 / 800-403-3294  
Fax: (541) 495-2009  
Address: 33468 Sod House Lane  
Princeton, OR 97721  
E-mail: [thenarrows@highdesertair.com](mailto:thenarrows@highdesertair.com)  
(Buchanan—continued on page 7)

# HAPPY BIRTHDAY


**MARCH**

3/5 Gene Alvey  
 3/6 Jean Dingley  
 3/6 Jason Madsen  
 3/7 Judy Blodgett  
 3/7 Ronald Dingley  
 3/13 Barbara Wanner  
 3/15 Hannah Chase  
 3/15 Dave Webster  
 3/17 Aaron Chase  
 3/18 Vicki Bickford  
 3/18 Ivy Gomm  
 3/19 Eve Gimmel  
 3/19 Tanra Snodgrass  
 3/20 Evea Jackson  
 3/22 Andrew Housh  
 3/28 Edward Blondin  
 3/28 Larry Friend  
 3/28 Gene Stewart  
 3/30 Diana Harshman  
 3/30 Heather Madsen  
*March Birthstones*  
 Faceted - Aquamarine  
 Cabochon - Bloodstone

**APRIL**

4/1 Ryan Kinnaird  
 4/3 Karen Beers  
 4/3 Marcy Belcoe  
 4/4 Jerry Adamson  
 4/10 Douglas Williams  
 4/13 Tony Lamansky  
 4/13 Edwin Moser  
 4/13 Rick Olmstead  
 4/14 Liam Baron  
 4/15 Dorothy Snowball  
 4/17 Jim Da Silva  
 4/17 Jeanmarie McAvoy  
 4/20 Dalina Chase  
 4/22 Willa Renken  
 4/23 Kevin Kinnaird  
 4/24 Sarah Chase  
 4/27 Terry Belcoe  
 4/28 Kyleigh Jackson  
*April Birthstones*  
 Faceted — Diamond  
 Cabochon — Rock  
 Crystal

If your birthday is not listed please call me. There are quite a few membership records that don't have the birthdays listed, that is where I get your birthday, email, and phone numbers.

Tony Griffin  
 highdesert2003@q.com

## M a r c h p r o g r a m

Phil Neuhooff will discuss fluorescent phenomena and new UV light technologies that will soon be available for purchase through the club.

**Save Stamps For Cancer Research**  
 Cut at least 1/4 inch margin around the stamps. You can turn them into Chuck McCreath at our next meeting. **THANK YOU!**

## Dates To Remember

**BOARD MEETING:**

1st. Tuesday of every month  
 March 7th 2012

Church of the Brethren  
 2823 N. Cole Road, Boise, Idaho  
 Meeting Starts at 7:30 pm.

**GENERAL MEETING**

3rd. Tuesday of every month  
 March 21, 2012

Church of the Brethren  
 2823 N. Cole Road, Boise, Idaho  
 Meeting Starts at 7:30 p.m.

*St. Patrick's Day*



## March Refreshment Committee

Chair: Debra and Robert Burns 841-1321  
 Heather and Kevin Cronwell 615-6435  
 Christy Nogle 283-8894

## REFRESHMENT COMMITTEE GUIDELINES

Need approximately 15 dozen cookies.  
 Wrapped door prizes are also needed. Arrive early enough to set up the chairs. The chairperson brings the coffee urn, coffee, punch, cream, sugar, cups and napkins. Afterward, put meeting tables & chairs away, clean kitchen and sweep the room. Gather and take all the trash with you. Don't forget it is the responsibility of the chair for the coming month to pick up the coffeepot, take it home and bring it the next meeting.

## April Refreshment Committee

Chair: Dana Robinson 343-0487  
 Penny Dudley 949-4965  
 Chuck and Shirley McCreath 344-5085

(Buchanan—continued from page 5)

Burns RV Park  
1273 Seneca Dr, Burns, OR 97720, Phone: (541)-573-7640, email:  
[burnsrvpark@centurytel.net](mailto:burnsrvpark@centurytel.net)

Crystal Crane Hot Springs  
59315 Highway 78, Burns, OR 97720, (541) 493-2312, email:  
[info@cranehotsprings.com](mailto:info@cranehotsprings.com)

Idlewild Campground  
Burns, OR 97720, phone: (541) 573-1292

Village RV Park  
1273 Seneca Dr., Burns, OR 97720-1352, toll free: (800) 573-7640

Best Inn  
999 Oregon Ave, Burns, OR 97720, toll free: 877-678-9330

Bontemps Motel  
74 W Monroe St, Burns, OR 97720-2040, phone: 541-573-2037

City Center Motel  
73 W. Monroe, Burns, OR 97720, phone: (541) 573-5100

Days Inn Hotel  
577 West Monroe Street, Burns, OR 97720, phone: 541-573-2047,  
email: [wweramsey@earthlink.net](mailto:wweramsey@earthlink.net)

Horseshoe Inn  
30836 Hwy. 20 East, Burns, OR 97720, phone: (541) 573-2034

Orbit Motel  
P.O. Box 785, Burns, OR 97720, phone: 541-573-2034, toll free:  
(800) 235-6155

Royal Inn Motel  
999 Oregon Ave, Burns, OR 97720-2309, phone: 541-573-5295

Silver Spur Motel  
789 N Broadway Ave, Burns, OR 97720-1335, phone: 541-573-  
2077, toll free: (800) 400-2077, email: [silverspurmotel@yahoo.com](mailto:silverspurmotel@yahoo.com)

Tim Fisher  
[OreRockOn.com](http://OreRockOn.com)—[rockhound1@orerockon.com](mailto:rockhound1@orerockon.com)



**Rocky Rattlers**  
**Juniors need to bring their folders**  
**to the meeting this month**

## YESTER YEAR DECEMBER 1967

**B.F.Lindley found a hand operated addressograph at the Idaho First National Bank, total cost to the club would be \$58.04. He was authorized to buy it.**

**At the December meeting announcement of the board members was made, Larry Hackett had a display of his Jade knives, and also gave a reading of smokehouse wit.**

**New Recreation maps of Idaho were brought by Larry Young, and Roy Whipple brought several boxes of rocks for the members to help themselves.**

**At the January Board meeting Mr. Lindley announced he had five dealers lined up for the show. The fee was \$25.00.**

**Lynn Knight was nominated as President for 1968. Don Forbes announced that Cap Root would like to resign as Bulletin Editor in March. Joyce Marker was appointed to take his place.**

*In Loving Memory*  
*Patsy Bethel*  
*Historian*



## Before You Buy a Magnifier

By **Andrew Alden**, About.com Guide

After you get a rock hammer, you'll need a magnifier. The big Sherlock Holmes type lens is a cliché; instead you want a lightweight, powerful magnifier (also called a loupe) that has impeccable optics and is easy to use. Get the best magnifier for demanding jobs like inspecting gems; in the field, for quick looks at minerals, buy a decent magnifier you can afford to lose.

### Using a Magnifier

Hold the lens up next to your eye, then bring your specimen close to it, only a few centimeters from your face. The point is to focus your attention *through* the lens, the same way you look through eyeglasses. If you normally wear glasses, you may want to keep them on. A magnifier won't correct for astigmatism.

### How Many X?

The X factor of a magnifier refers to how much it magnifies. Sherlock's magnifying glass makes things look 2 or 3 times bigger; that is, it's 2x or 3x. Geologists like to have 5x to 10x, but more than that is hard to use in the field because the lenses are very small. 5x or 7x lenses offer a wider field of vision, while a 10x magnifier gives you the closest look at tiny crystals, trace minerals, grain surfaces, and microfossils.

### Magnifier Flaws to Watch For

Check the lens for scratches. Set the magnifier on a piece of white paper and see if the lens adds color of its own. Now pick it up and examine several objects, including one with a fine pattern like a halftone picture. The view through the lens should be clear as air with no internal reflections. Highlights should be crisp and brilliant, with no colored fringes (that is, the lens should be achromatic). A flat object should not look warped or buckled—move it to and

(continued at top of next column)

fro to be sure. A magnifier should not be loosely put together.

### Magnifier Bonuses

Given the same X factor, a larger lens is better. A ring or loop to attach a lanyard is a good thing; so is a leather or plastic case. A lens held with a removable retaining ring can be taken out for cleaning. And a brand name on the magnifier, while not always a guarantee of quality, means you can contact the manufacturer.

### Doublet, Triplet, Coddington

Good lens makers combine two or three pieces of glass to correct for chromatic aberration—what gives an image blurred, colored fringes. Doublets can be quite satisfactory, but the triplet is the gold standard. Coddington lenses employ a deep cut inside the solid glass, using an air gap to create the same effect as a triplet. Being solid glass, they cannot ever come apart—a consideration if you get wet a lot.

*Source: Yellowstone Deposit – March 2012; Cutting Remarks – Jan 2012; Rocky Mountain News – October 2011 (via Quarry Quips – May 2011); About.com Guide*

Angelwing from Graveyard Point



Great petrified wood & pinecones





**Welcome New Members**

**David & Lorene Alley**  
 20885 Fish Rd.  
 Wilder, Id. 83676-5406

**Marian Alvis**  
 5130 Silver Spur St.  
 Boise, Id. 83709-1351

**Jim & Stacie Brock**  
 Daniel  
 2043 S. Johns Ave.  
 Emmett, Id. 83617-9410

**George Carlson**  
 1121 Willow St.  
 Caldwell, Id 83605-5364

**Kevin & Dalina Chase**  
 Sarah, Ethan, Brandon, Aaron, Hannah, Keegan  
 20885 Fish Rd.  
 Wilder, Id. 83676-5406

**Roger & Cheryl Coates**  
 Gavyn  
 1789 W. Calcite Ct.  
 Meridian, Id. 83642-6176

**Michael Dimick**  
 5091 N. Lancer Way  
 Boise, Id. 83713-1455

**Kyle Eden**  
 3755 N. Maywood Dr.  
 Boise, Id. 83704-4346

**Tyler & Anna Gomm**  
 Angie, Violet, Ivy  
 6498 S. Surprise Way  
 Boise, Id. 83716-9108

**Fred Hodges**  
 9954 W. Holt St.  
 Boise, Id. 83704-6516

**Tony & Colleen Lamansky**  
 Salma  
 2403 Columbus St.  
 Boise, Id. 83705-4316

**Cris Wheeler & Jeanmarie McAlvoy**  
 426 Mesquite St.  
 Boise, Id. 83713-7918

**Joseph Miles**  
 Daniel Asp, Gabriel Miles, Rory Miles  
 486 N. Hullen Pl.  
 Star, Id. 83669-5607

**Dennis & Pam Montgomery**  
 4224 Hoover St.  
 Boise, Id. 83705-1351

**Dave & Clare Muir**  
 Tiarra, Bryanna  
 9512 Martingale Dr.  
 Boise, Id. 83709-1540

**Peter Santarone**  
 3524 W Sunset Ave.  
 Boise, Id. 83703-5342

**Jerry Schwartz**  
 P.O. Box 1810  
 Boise, Id. 83701-1810

**Mike Doramus & Jennifer Wilson**  
 Jessica, Chance  
 222 Southside Blvd. S  
 Melba, Id. 83641-5295

**Ken & Sue Woodbridge**  
 1278 Targee  
 Boise, Id. 83706-4566

**For Sale**  
**Lost Wax Casting Equipment—complete setup**  
**\$1200**

**RIO automatic melting furnace 3 kg - 3 crucibles**  
**5 cfm Robinair vacuum pump with large chamber**  
**Burn our furnace (inside diameter 6 1/4 " h by 9" O**  
**by 8 1/2" w**

**Centrifugal casting machine**  
**Stainless flasks, wax—sprue— patterns-etc., casting**  
**gloves, and more.**

**Dan Conley 375-8935**

## Federation & Other Clubs News More Dates to Remember

### HB 2600: Rock Collecting on State Lands

Republican Representative Barbara Bailey (10th Legislative District--north of King County and including much of Island County) introduced a bill that would allow rockhounding on DNR, WDFW, and State Park lands with collecting rules similar to those of the BLM. At a public hearing of the Committee on Agriculture and Natural Resources on January 27th, a contingent of rockhounds attended and some spoke. This is a summary of that meeting, which your editor attended:

*It was a full hearing room because of the public interest in the four bills that were being heard. The rockhounding bill was first, thank goodness, but the testimony was not very heartening. The most eloquent speaker for the proponents was a member of a flint-knapper club who had a display of their creations and gave the committee a display keep. However, most of the testimonial time was consumed by the three state departments (State Parks, DNR, and WDFW) who were very aggressive in opposing the bill. According to the bill's primary sponsor, Rep. Barbara Bailey, this was highly irregular (she was blindsided) as there should have been dialogue between her and these agencies prior to the hearing. The committee members asked good questions of the state folks, making it obvious that the departments were hostile to rockhounding. It did not help our cause that one proponent made dubious statements: the average age of a rockhouser is 65 and many rockhounds didn't know how to dress for the hearing and therefore were not in attendance.*

Subsequently, the bill was revised to limit collecting to DNR lands and to modify the collecting limits and restrictions. However, the DNR claimed that it would cost the state millions of dollars to perform cultural surveys of their lands. [Gregg! Here's a job for you.] The bill was passed on to the Ways and Means Committee, which held a public hearing on February 6th. Once again, Representative Bailey made a good case for us. Stay tuned to learn about its ultimate fate.

One positive outcome is that some legislators are now aware of the rockhounding hobby (as opposed to the more serious gold miners using more than hand tools) and, maybe, that the state falls behind other states and federal agencies in allowing rock collecting for personal pleasure.

Via Rocky Trails, North Seattle Lapidary & Mineral Club; Feb 2012

### Magic Valley Gem Club

61st Annual Show

March 2012

10th 9am—6pm

11th 10am—5pm

Twin Falls Co., Fairgrounds

215 Fair Ave., Filer, ID

### SE Idaho Gem and Mineral Club

55th Annual show

March 31st 10am - 6pm

April 1st 10am - 5pm

Bannock County Fairgrounds

10588 Ifft Rd

Pocatello, ID

### Idaho Falls Mineral Society

47th Annual Gem & Mineral Show

April 14th 10am - 6pm

April 15th 10am - 5pm


Adults - \$2.00

Children under 12 - free

Idaho Falls Recreation Center

Memorial & B Street

Idaho Falls, Idaho



### Sunshine Lady

Arlene Bailey is the club sunshine lady. Her job is to send some cheer to members who are ill or just need some cheering up. But she needs your help in doing this job. If you know of someone who has been recently ill let her know so she can send them a card. Her phone number is 562-8030. Thank you in advance for your help.

I periodically send maps of places we have been on field trips, if you have not been receiving maps for field trips, please let me know and I will add your email to my list of those wanting GPS coordinates and maps. They come in an Adobe PDF format.

Tony Griffin  
highdesert2003@q.com

**Idaho Gem Club  
2012 Proposed Field Trips  
Queenstone, Marsing, Idaho :**

**March 24  
Jasper**

**9:00 am Meet @ ION gas station 5644 BUNTROCK RD  
MARSING, ID 83639. West on Hwy 55 through Marsing to intersection @ Hwy 55 and Hwy 95.**

**9:30 am Travel to Whang Doodle from the ION Truck Stop go South on Hwy 95 to Sommercamp Rd., this is just before the DOT weigh station.**

**APRIL 21 Wang Doodle, Marsing, Idaho: Opal**

**9:00 am Meet @ ION gas station 5644 BUNTROCK RD  
MARSING, ID 83639. West on Hwy 55 through Marsing to intersection @ Hwy 55 and Hwy 95.**

**9:30 am Travel to Whang Doodle from the ION Truck Stop go South on Hwy 95 to just past mile post 13. High clearance vehicle needed for rocky terrain.**

**MAY 19 Graveyard Point, Plum Agate**

**8:00 am Meet @ ION gas station 5644 BUNTROCK RD  
MARSING, ID 83639 West on Hwy 55 through Marsing to intersection @ Hwy 55 and Hwy 95.**

**8:30 am Travel to Graveyard Point. Location is tricky to get to so GPS or maps may be needed if not traveling with club. High clearance vehicle needed for terrain.**

**June 23 Rome (Snakeskin Agate)**

**8:00 am Meet @ ION gas station 5644 BUNTROCK RD  
MARSING, ID 83639 West on Hwy 55 through Marsing to intersection @ Hwy 55 and Hwy 95.**

**8:30 am Travel to Rome, Oregon.**

**JULY 21 Reynolds Creek (Petrified Wood)**

**8:00 am Meet @ Walter's Ferry boat dock, just south of the Snake River on Hwy 45 south of Nampa**

**8:30 am Travel south on Hwy 78 just past the intersection of Hwy 45 & Hwy 78**

**AUG 25 Succor Creek/ McBride Creek, Thunder Eggs/ Pet. Wood**

**8:00 am meet @ ION gas station 5644 BUNTROCK RD  
MARSING, ID 83639 West on Hwy 55 through Marsing to intersection @ Hwy 55 and Hwy 95.**

**8:30 am Travel to Succor Creek. High clearance vehicle needed for thunder eggs!**

**SEPT 22 Carey Moss/Lace agate, Carey, Idaho**

**8:00 am Meet @ Pilot Travel Centers Address: 1050 Highway 20 Mountain Home, ID 83647**

**8:30 am Travel to Carey, Id. All vehicles OK.**

**OCT 20 Texas Springs (Pink Limb Cast)**

**How to get there: From Boise travel East towards Twin Falls; take exit 173 to merge onto US-93 S toward Twin Falls/Wells, Nev. Continue on US-93 S to Horseshu Hotel and Casino in Jackpot. This is across from Cactus Pete's. We won't caravan from Boise!**

**8:00 am Meet at Horseshu Hotel and Casino in Jackpot.**

**8:30 am travel to site; about one hour to dig site.**

**Beacon Hill (Agate Nodule) date to be determined.**

(continued at top of next column)

*Respectfully submitted,*

*Phillip Worley - Field Trip Coordinator*

This display is a rockhounds dream. If you haven't seen this one before, it is an excellent view of where and how minerals are found. Graveyard Point is a good example of what happens in hydrothermal rich conditions., minerals concentrate in hydrothermal fluids leaving the beautiful agates, gold, silver, and other minerals for us to collect. Most Skarns have not been discovered, according to this display.



## Rockhound "CODE OF ETHICS"

I will respect both private and public property and will do no collecting on privately owned land without permission from the owner.

I will keep informed on all laws, regulations or rules governing collecting on public lands and will observe them.

I will, to the best of my ability, ascertain the boundary lines of property on which I plan to collect.

I will use no firearms or blasting material in collecting areas.

I will cause no willful damage to property of any kind such as fences, signs, buildings, etc.

I will leave all gates as found.

I will build fires only in designated or safe places and will be certain they are completely extinguished before leaving the area.

I will discard no burning material - matches, cigarettes, etc.

I will fill all excavation holes which may be dangerous to livestock.

I will not contaminate wells, creeks, or other water supplies.

I will cause no willful damage to collecting material and will take home only what I can reasonably use.

I will practice conservation and undertake to utilize fully and well the materials I have collected and will recycle my surplus for the pleasure and benefit of others.

I will support the rockhound project H.E.L.P (Help Eliminate Litter Please) and will leave all collecting areas devoid of litter, regardless of how found.

I will cooperate with field trip leaders and those in designated authority in all collecting areas.

I will report to my club or Federation officer, Bureau of Land Management or other authorities, any deposit of petrified wood or other materials on public lands which should be protected for the enjoyment of future generations for public educational and scientific purposes.

I will appreciate and protect our heritage of natural resources.

I will observe the "Golden Rule", I will use Good Outdoor Manners and will at all times conduct myself in a manner which will add to the stature and Public Image of Rockhounds everywhere.



The purpose of the Idaho Gem Club is to promote mutual, educational and scientific interests and benefits of its members in mineralogy, geology, gemology, the art of lapidary and kindred arts and sciences.

**Dues:**

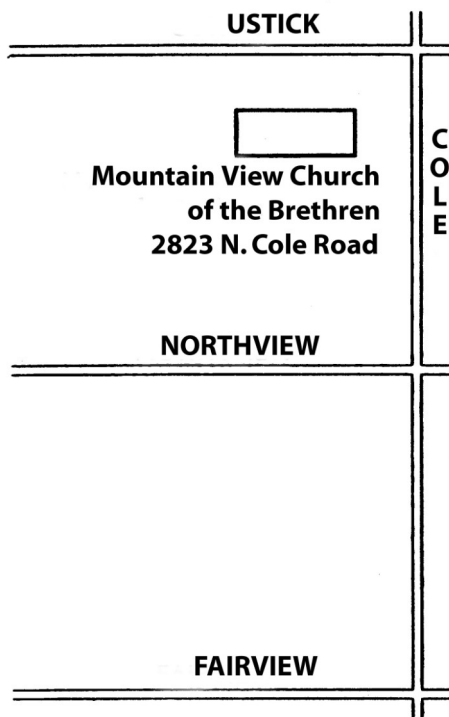
.....\$12.00 per person  
 .....\$15.00 per couple  
 .....\$17.50 per family

**Subscription:**

.....\$10.00 per year

**General Meeting:**

.....3rd. Tuesday of each  
 .....Month at 7:30 p.m.



The Whangdoodle Bird  
(Often seen on field trips)



**Idaho Gem Club, Inc.**

P.O. Box 8443  
 Boise, Idaho 83707-2443

*Ask  
 not  
 what  
 the  
 club  
 can  
 do for  
 you,  
 but  
 what  
 you  
 can  
 do for  
 the  
 club!*

**Happy  
 St. Patrick's  
 Day!**